

APPENDIX

C

KHON KAEN
CANCER
REGISTRY

*Prasit Pengsaa, M.D.
Krittika Suwanrungruang, M.Sc.
Supot Kamsa-ard, M.P.H.*

GEOGRAPHY AND POPULATION

Khon Kaen is one of the 19 provinces of the northeastern region of Thailand, between 15-17°N and 103° to 102°E, 200 meters above the sea level. It covers an area of about 10 886 square kilometers with a population of 1.7 million. It has a common boundary with Loei and Udon Thani provinces to the north, Kalasin and Maha Sarakham to the east, Nakhon Ratchasima and Buriram to the south, and Phetchabun and Chaiyaphum to the west. Khon Kaen is divided into 20 sanitary districts, 5 new districts and 4 municipal areas. The climate is hot and dry. The mean temperature is around 28°C. The average annual rainfall is 1 188 millimeters. The traditional occupation of the people is rice farming. New industrial plants have been established in this area and cause problems of environmental pollution. An important feature of the lifestyle is the consumption of raw fish (koi pla) as an accompaniment to the staple food of sticky rice.

REGISTRY PROCEDURES

Khon Kaen Cancer Registry was established in 1984 at the Faculty of Medicine, Srinagarind hos-

pital, Khon Kaen University as a hospital-based cancer registry. The population-based cancer registry started in January 1988. The first published report was in 1989 (Vatanasapt et al., 1989). The data on cancer patients are collected by both active and passive methods from one university hospital (Srinagarind hospital), 1 regional hospital, (Khon Kaen Central hospital), military hospital (Sripatcharin), 8 private and 19 community hospitals, 2 health promotion centers (region 4 and 6), the Provincial Chief Medical officer's Office and Civil Registration Section of all districts.

The data of those who are registered as Khon Kaen residents are extracted from the hospital-based cancer registry of Srinagarind hospital. The medical charts of patients diagnosed as cancer are reviewed and registered from other hospital medical records by the Khon Kaen Cancer Unit staff. Death certificates are collected from the Provincial Chief Medical Officer's Office and Civil Registration Section of all districts. All the data are verified, checked for duplication, coded and entered into the CanReg software.

Figure 1 Population pyramid, Khon Kaen, 1996

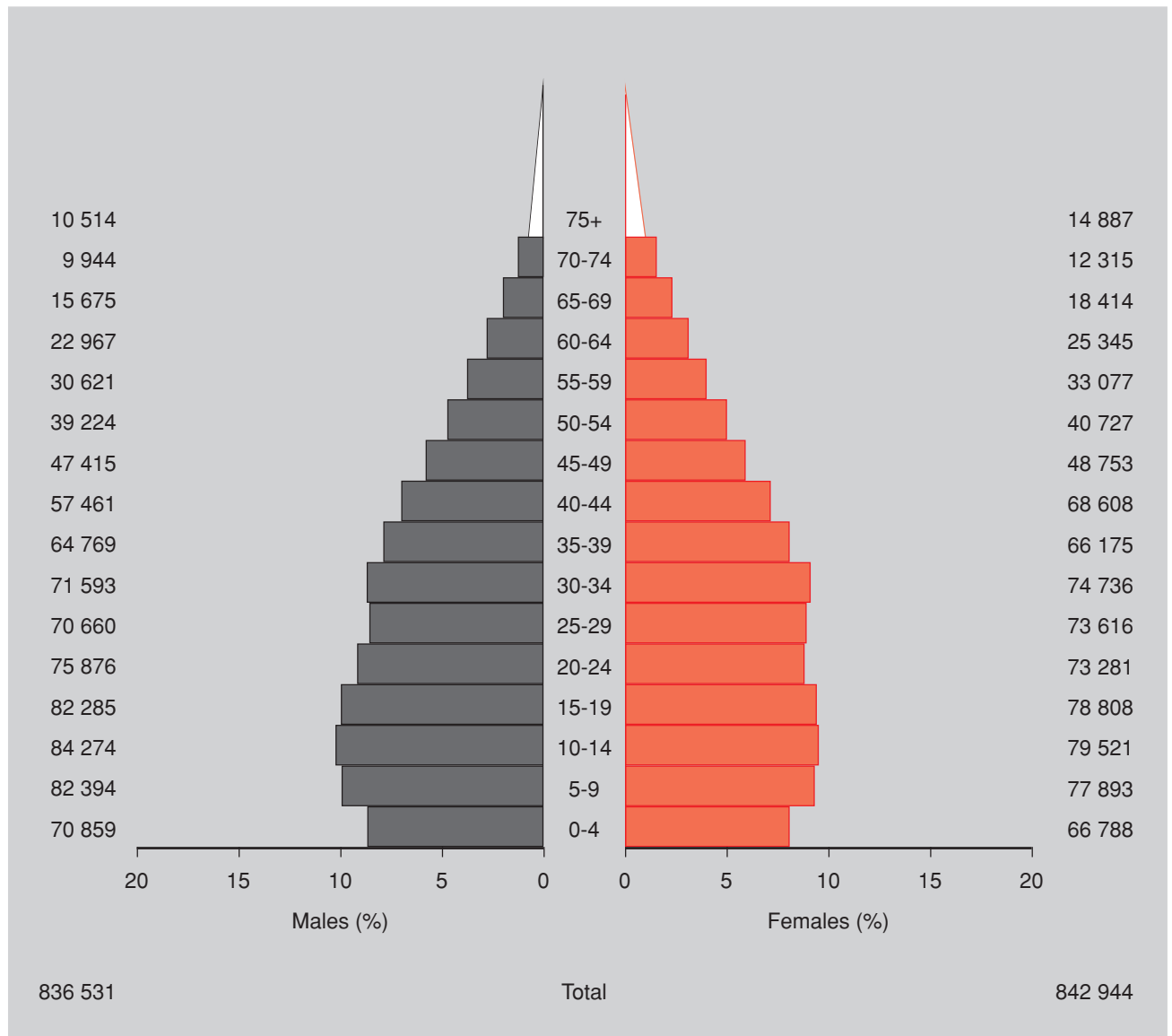


Figure 2 Leading cancers in Khon Kaen, 1995-1997

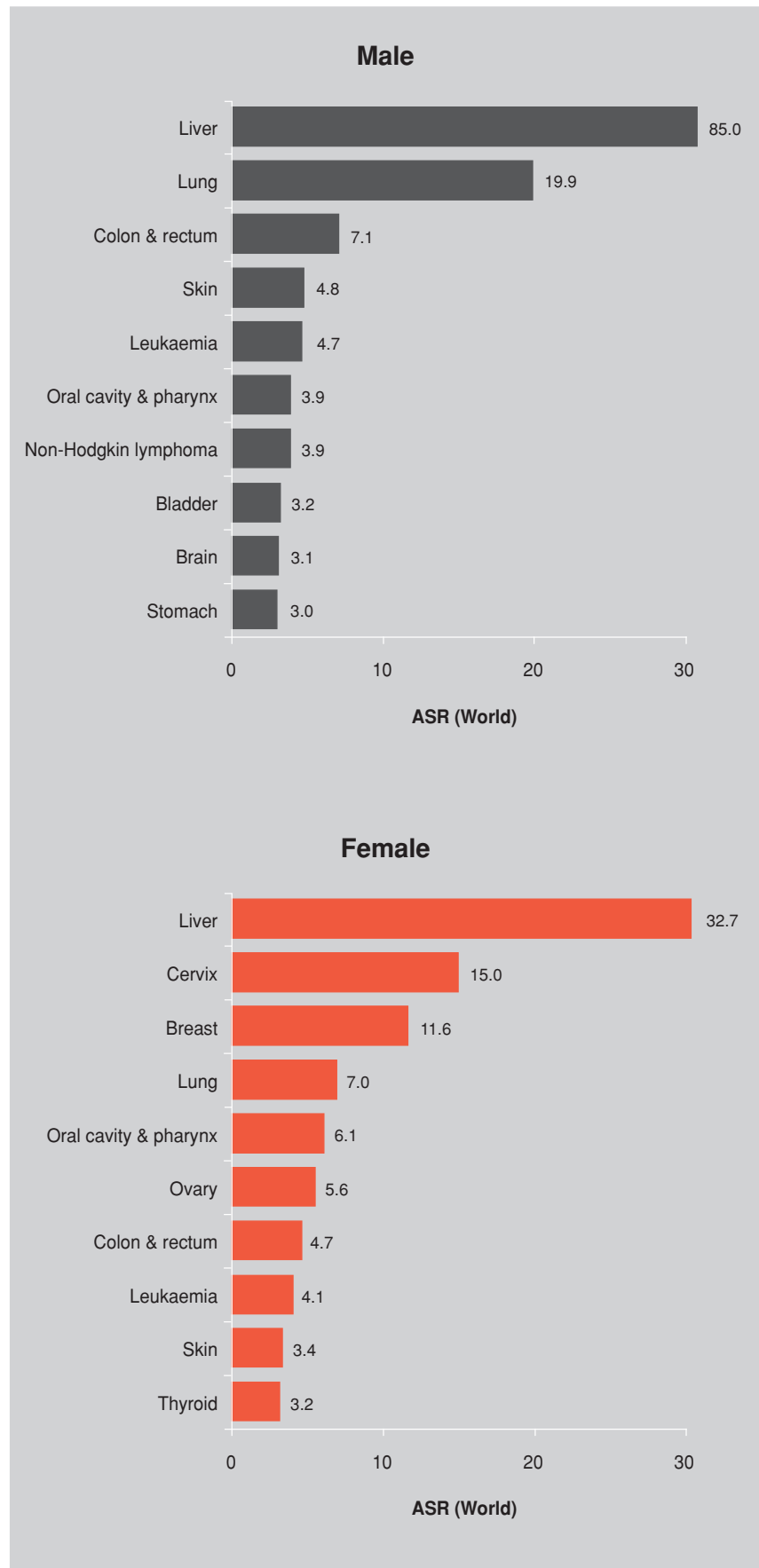


Table 1 Percentage of histologically verified and death certificate only cases, Khon Kaen 1995-1997

	Male			Female		
	Cases	%HV	%DCO	Cases	%HV	%DCO
Oral cavity	43	72.1	0.0	110	81.8	1.0
Oropharynx	8	75.0	0.0	1	100.0	0.0
Nasopharynx	51	84.3	0.0	2.2	72.7	0.0
Pharynx unspecified	11	54.5	0.0	1	100.0	0.0
Oesophagus	28	28.6	0.0	8	12.5	0.0
Stomach	57	49.1	5.3	42	42.7	7.1
Small intestine	8	62.5	25.0	3	66.7	33.3
Colon	89	50.6	0.0	53	56.6	0.0
Rectum	46	78.3	0.0	44	65.9	0.0
Liver	1 686	3.9	8.8	716	5.4	8.2
Gallbladder etc.	33	27.3	15.2	34	32.4	2.9
Pancreas	20	20.0	5.0	14	0.0	0.0
Nose, sinuses etc.	13	76.9	0.0	8	100.0	0.0
Larynx	23	73.9	0.0	0	0.0	0.0
Bronchus, lung	363	30.6	10.2	150	34.0	8.0
Other thoracic organ	9	11.1	0.0	7	14.3	0.0
Bone	32	40.6	21.9	23	39.1	21.7
Connective tissue	18	83.3	0.0	27	88.9	0.0
Melanoma of skin	11	100.0	0.0	9	100.0	0.0
Other skin	85	81.2	0.0	63	87.3	0.0
Breast	3	33.3	33.3	192	83.3	0.5
Prostate	35	68.6	0.0	0	0.0	0.0
Testis	20	60.0	5.0	0	0.0	0.0
Penis	36	86.1	0.0	0	0.0	0.0
Cervix uteri	0	0.0	0.0	213	68.1	3.3
Placenta	0	0.0	0.0	21	85.7	0.0
Corpus uteri	0	0.0	0.0	47	83.0	0.0
Ovary etc.	0	0.0	0.0	98	80.6	1.0
Other male genital	2	100.0	0.0	0	0.0	0.0
Other female genital	0	0.0	0.0	18	61.1	0.0
Bladder	41	82.9	0.0	7	85.7	0.0
Kidney etc.	30	76.7	3.3	13	61.5	7.7
Eye	2	50.0	0.0	3	66.7	0.0
Brain, nervous system	70	11.4	17.1	62	17.7	6.5
Thyroid	18	94.4	0.0	86	86.0	0.0
Lymphoma	60	100.0	0.0	61	98.4	0.0
Leukaemia	106	89.6	9.4	96	87.5	11.5
All sites	3 423	26.2	10.7	2 492	45.1	7.1

Table 2 Khon Kaen (1995-1997), Annual Incidence per 100 000 by Age Group (years) - Male

Site	All Ages	Age Unk.	0	5	10	15	20	25	30	35	40	45	50	55	60	65	70	75+	Crude Rate	ASR (W)	ICD (10th)
Lip	6	0	-	-	-	-	-	-	-	0.5	0.6	0.7	0.9	1.1	-	-	6.7	-	0.3	0.3	C00
Tongue	17	0	-	-	-	-	-	-	-	1.5	-	0.7	0.9	3.3	1.5	6.4	3.4	-	0.5	0.6	C01-C02
Salivary gland	4	0	-	-	-	-	-	-	0.5	-	0.9	-	-	-	-	2.1	3.2	-	0.2	0.2	C07-C08
Mouth	29	0	-	-	-	0.4	0.5	-	-	0.5	0.6	3.5	3.4	7.6	5.8	6.4	3.4	3.2	1.2	1.4	C03-C06
Oropharynx	10	0	-	-	-	-	-	-	-	-	1.2	-	0.9	2.2	2.9	2.1	3.4	3.2	0.4	0.5	C09-C10
Nasopharynx	53	0	-	-	0.4	-	0.9	0.9	2.1	0.6	2.1	2.1	1.7	8.7	18.9	19.1	10.1	15.9	2.1	2.7	C11
Hypopharynx	10	0	-	-	-	-	-	-	-	-	-	0.7	0.9	2.2	1.5	2.1	-	12.7	0.4	0.6	C12-C13
Pharynx unspecified	3	0	-	-	0.4	-	-	-	-	0.5	-	-	-	-	-	-	3.2	-	0.1	0.1	C14
Oesophagus	27	0	-	-	-	-	-	0.5	0.5	0.6	0.7	0.7	1.7	7.6	5.8	6.4	13.4	9.5	1.1	1.4	C15
Stomach	58	0	-	-	-	-	0.5	1.4	0.5	1.2	4.9	4.9	5.1	8.7	16.0	21.3	13.4	15.9	2.3	3.0	C16
Small intestine	16	0	-	-	-	-	0.9	0.9	0.5	2.3	-	-	1.7	3.3	2.9	-	3.4	3.2	0.6	0.7	C17
Colon	103	0	-	-	0.4	0.4	0.9	0.9	3.1	7.5	4.9	4.9	11.1	15.2	17.4	25.5	30.2	3.2	3.7	4.4	C18
Rectum	50	0	-	-	-	-	0.9	1.1	1.2	1.2	0.7	0.7	3.4	9.8	13.1	25.5	13.4	15.9	2.0	2.7	C19-C21
Liver	1 682	0	0.5	-	-	0.8	2.6	8.5	15.4	27.1	53.4	131.5	192.9	310.2	434.0	544.4	385.5	342.4	67.0	85.0	C22
Gallbladder etc.	32	0	-	-	-	-	-	-	-	-	1.2	0.7	-	4.4	10.2	12.8	10.1	28.5	1.3	1.9	C23-C24
Pancreas	20	0	-	-	-	-	0.4	-	0.5	-	1.2	0.7	3.4	1.1	5.8	8.5	6.7	-	0.8	1.0	C25
Nose, sinuses etc.	14	0	-	-	0.4	-	-	0.5	-	-	-	0.7	1.7	2.2	1.5	8.5	3.4	3.2	0.6	0.7	C30-C31
Larynx	24	0	-	-	-	-	-	0.5	0.5	-	-	0.7	-	3.3	7.3	10.6	13.4	12.7	1.0	1.4	C32
Bronchus, lung	387	0	-	-	1.2	2.6	6.6	8.4	7.2	8.1	16.2	33.1	55.5	101.6	140.4	140.4	124.0	101.5	15.4	19.9	C33-C34
Other thoracic organs	8	0	-	-	0.4	0.4	-	0.5	1.0	-	0.7	-	-	1.5	-	-	3.4	-	0.3	0.3	C37-C38
Bone	36	0	-	-	1.6	0.4	0.9	-	1.4	1.0	1.2	1.4	3.4	5.4	7.3	8.5	6.7	-	1.4	1.6	C40-C41
Connective tissue	17	0	0.9	-	0.4	1.2	0.4	-	0.5	-	0.6	-	1.7	-	3.0	2.1	3.4	6.3	0.7	0.8	C47, C49
Mesothelioma	0	0	-	-	-	-	-	-	-	-	-	-	-	-	-	-	-	-	0.0	0.0	C45
Kaposi's sarcoma	0	0	-	-	-	-	-	-	-	-	-	-	-	-	-	-	-	-	0.0	0.0	C46
Melanoma of skin	10	0	-	-	-	-	0.5	-	-	1.0	-	0.7	1.7	1.1	1.5	2.1	3.4	-	0.4	0.5	C43
Other skin	83	0	-	-	0.4	0.4	-	-	0.5	0.5	1.7	7.7	3.4	21.8	14.5	23.4	33.5	31.7	3.3	4.3	C44
Breast	4	0	-	-	-	-	-	-	-	-	-	-	0.9	-	2.9	-	-	3.2	0.2	0.2	C50
Prostate	34	0	-	-	-	-	-	-	0.9	3.3	0.5	-	1.7	2.2	7.3	8.5	43.6	25.4	1.4	2.1	C61
Testis	19	0	-	-	-	-	0.4	0.9	3.3	0.5	1.2	-	1.7	1.1	1.5	2.1	3.4	-	0.8	0.7	C62
Penis	36	0	-	-	-	-	-	-	0.5	1.0	2.3	1.4	2.6	4.4	7.3	8.5	23.5	12.7	1.4	1.9	C60
Other male genital	2	0	-	-	-	-	-	-	0.5	-	0.6	-	-	-	-	-	-	-	0.1	0.1	C63
Bladder	59	0	0.5	-	-	-	-	-	0.5	1.0	1.7	3.5	2.6	6.5	14.5	17.0	26.8	38.0	2.4	3.2	C67
Kidney etc.	30	0	0.5	0.4	-	-	-	-	0.5	-	1.2	2.1	6.0	1.1	13.1	8.5	3.4	-	1.2	1.5	C64-C66; C68
Eye	2	0	-	0.4	-	-	-	-	-	0.5	-	-	-	-	-	-	-	-	0.1	0.1	C69
Brain, nervous system	78	0	2.8	2.0	0.8	1.2	2.2	4.7	3.7	6.2	4.1	2.1	4.3	3.3	4.4	8.5	-	6.3	3.1	3.1	C70-C72
Thyroid	18	0	-	-	-	0.4	0.5	-	-	0.5	0.6	3.5	2.6	1.1	1.5	4.3	3.4	3.2	0.7	0.8	C73
Other endocrine	5	0	-	0.8	0.4	0.4	-	-	-	0.5	-	-	-	-	-	-	-	-	0.2	0.2	C74-C75
Hodgkin's disease	6	0	-	-	-	-	-	0.9	0.5	-	-	-	0.9	1.1	-	-	-	-	0.2	0.2	C81
Non-Hodgkin lymphoma	83	0	0.9	0.8	0.8	0.4	1.3	4.3	1.9	5.2	2.9	4.2	6.0	4.4	5.8	14.9	33.5	22.2	3.3	3.9	C82-C85; C96
Multiple myeloma	10	0	-	-	-	-	-	-	-	0.5	-	0.7	-	3.3	-	4.3	3.4	6.3	0.4	0.5	C88; C90
Lymphoid leukaemia	32	0	6.1	0.8	0.4	0.4	0.4	1.4	0.9	0.5	1.7	-	0.9	-	2.9	4.3	-	-	1.3	1.5	C91
Myeloid leukaemia	35	0	0.9	-	0.4	0.8	0.4	1.9	2.8	-	1.2	2.1	1.7	5.4	4.4	2.1	-	9.5	1.4	1.5	C92
Monocytic leukaemia	0	0	-	-	-	-	-	-	-	-	-	-	-	-	-	-	-	-	0.0	0.0	C93
Other leukaemia	1	0	-	-	-	-	-	-	-	-	-	-	-	1.1	-	-	-	-	0.0	0.0	C94
Leukaemia unspecified	41	0	0.9	0.4	-	0.8	2.6	3.8	1.9	1.0	0.6	2.1	2.6	3.3	2.9	4.3	3.4	3.2	1.6	1.7	C95
Other and unspecified	470	0	2.4	0.4	0.8	2.0	6.2	20.8	10.2	9.3	13.9	16.2	52.7	77.3	92.9	121.2	90.5	98.3	18.7	22.6	O&U
All sites	3 661	0	35	15	19	26	51	125	128	148	198	311	424	542	575	511	277	276	145.9	182.5	ALL

Table 3 Khon Kaen (1995-1997), Annual Incidence per 100 000 by Age Group (years) - Female

Site	All Ages	Age Unk.	0-	5-	10-	15-	20-	25-	30-	35-	40-	45-	50-	55-	60-	65-	70-	75+	Crude Rate	ASR (W)	ICD (10th)
Lip	54	0	-	-	-	0.4	-	-	-	-	0.6	0.7	2.5	6.1	15.8	21.7	29.8	15.7	29	2.7	C00
Tongue	15	0	-	-	-	-	-	-	-	-	1.7	0.7	-	3.0	1.3	5.4	5.4	4.5	0.6	0.7	C01-C02
Salivary gland	10	0	-	-	-	-	-	-	1.3	-	0.6	-	0.8	1.0	1.3	1.8	2.7	2.2	0.4	0.4	C07-C08
Mouth	45	0	-	-	-	-	-	-	-	-	0.6	-	2.5	2.0	14.5	16.3	10.8	33.7	1.8	2.2	C03-C06
Oropharynx	1	0	-	-	-	-	-	-	-	-	0.7	-	-	-	-	-	-	-	0.0	0.0	C09-C10
Nasopharynx	25	0	-	-	-	-	0.9	0.5	1.5	1.5	1.1	1.4	4.1	2.0	4.0	5.4	2.7	2.2	1.0	1.1	C11
Hypopharynx	2	0	-	-	-	-	-	-	-	-	-	-	-	-	-	1.8	2.7	-	0.1	0.1	C12-C13
Pharynx unspecified	0	0	-	-	-	-	-	-	-	-	-	-	-	-	-	-	-	-	0.0	0.0	C14
Oesophagus	8	0	-	-	-	-	0.5	0.5	-	-	-	1.4	-	1.0	1.3	1.8	2.7	2.2	0.3	0.4	C15
Stomach	42	0	-	-	-	-	0.5	2.7	1.0	2.3	1.4	1.4	2.5	3.0	7.9	12.7	8.1	11.2	1.7	1.8	C16
Small intestine	4	0	-	-	-	-	-	-	-	-	-	-	-	-	1.3	1.8	2.7	2.2	0.2	0.2	C17
Colon	63	0	-	-	-	-	1.8	0.5	1.0	4.6	4.8	4.8	7.4	6.1	18.4	7.2	10.8	9.0	2.5	2.8	C18
Rectum	43	0	-	-	-	0.5	0.5	1.3	-	2.8	4.8	4.8	1.6	2.0	13.2	7.2	8.1	13.5	1.7	1.9	C19-C21
Liver	711	0	0.5	0.4	-	0.9	1.8	1.4	2.2	7.1	16.5	37.6	85.9	123.0	169.7	202.7	181.4	139.1	28.1	32.7	C22
Gallbladder etc.	34	0	-	-	-	-	-	0.5	-	-	2.3	0.7	0.8	1.0	9.2	7.2	5.4	15.7	1.3	1.6	C23-C24
Pancreas	14	0	-	-	-	-	-	-	-	-	2.3	0.7	0.8	1.0	5.3	3.6	2.7	-	0.6	0.6	C25
Nose, sinuses etc.	7	0	-	-	-	-	-	-	-	-	1.1	-	2.5	-	1.3	1.8	-	-	0.3	0.3	C30-C31
Larynx	0	0	-	-	-	-	-	-	-	-	-	-	-	-	-	-	-	-	0.0	0.0	C32
Bronchus, lung	159	0	-	-	-	0.4	1.8	1.4	3.1	4.0	5.7	8.2	18.0	23.2	26.3	34.4	43.3	31.4	6.3	7.0	C33-C34
Other thoracic organs	7	0	-	-	-	0.9	0.5	0.5	-	0.6	0.6	-	0.8	-	2.6	-	-	-	0.3	0.3	C37-C38
Bone	24	0	-	-	1.3	0.9	0.5	-	0.5	0.6	0.6	-	1.6	4.0	2.6	3.6	5.4	6.7	0.9	1.0	C40-C41
Connective tissue	29	0	0	2	0.4	0.4	-	1.8	1.8	1.5	2.3	0.7	-	2.0	5.3	1.8	-	-	1.1	1.2	C47-C49
Mesothelioma	0	0	-	-	-	-	-	-	-	-	-	-	-	-	-	-	-	-	0.0	0.0	C45
Kaposi's sarcoma	0	0	-	-	-	-	-	-	-	-	-	-	-	-	-	-	-	-	0.0	0.0	C46
Melanoma of skin	9	0	-	-	-	-	-	0.5	0.5	-	-	1.4	0.8	2.0	2.6	-	-	-	0.4	0.4	C43
Other skin	63	0	-	-	-	-	-	0.5	0.5	0.5	0.6	1.4	3.3	7.1	17.1	9.1	35.2	38.1	2.5	3.0	C44
Breast	293	0	-	-	-	-	0.5	2.3	5.8	18.1	29.6	40.3	35.2	33.3	28.9	19.9	21.7	22.4	11.6	11.6	C50
Uterus unspecified	6	0	-	-	-	-	-	-	-	-	-	-	-	-	-	1.8	-	-	0.2	0.2	C55
Cervix uteri	365	0	-	-	-	1.3	1.4	1.8	7.6	15.1	28.4	41.7	45.8	47.4	48.7	47.1	37.9	38.1	14.4	15.0	C53
Placenta	21	0	-	-	0.4	1.3	1.4	3.2	0.9	1.0	0.6	1.4	-	-	-	-	-	-	0.8	0.7	C58
Corpus uteri	47	0	-	-	-	-	-	3.6	6.7	5.0	3.4	6.8	9.8	6.1	6.6	5.4	8.1	-	1.9	2.0	C54
Ovary etc.	141	0	-	-	-	1.3	3.2	3.6	6.7	5.0	7.4	12.3	17.8	19.2	13.2	16.3	16.2	4.5	5.6	5.6	C56
Other female genital	12	0	-	-	-	-	-	-	-	-	0.6	0.7	0.8	1.0	1.3	7.2	2.7	6.7	0.5	0.6	C51-C52; C57
Bladder	9	0	-	-	-	-	-	-	0.5	-	-	-	0.8	1.0	1.3	5.4	2.7	2.2	0.4	0.4	C67
Kidney etc.	11	0	0.5	-	-	-	-	-	-	-	0.6	0.7	2.5	1.0	-	5.4	-	2.2	0.4	0.5	C64-C66; C68
Eye	4	0	1.0	-	-	-	-	0.5	0.5	-	-	-	-	-	-	-	-	-	0.2	0.1	C69
Brain, nervous system	67	0	2.0	1.3	1.3	1.3	0.9	3.2	1.8	3.5	4.0	4.1	4.1	5.0	6.6	7.2	5.4	-	2.6	2.7	C70-C72
Thyroid	86	0	-	0.4	-	-	1.4	4.1	4.5	6.6	8.0	8.2	9.0	3.0	6.6	3.6	8.1	-	3.4	3.2	C73
Other endocrine	8	0	-	-	0.4	-	-	0.5	-	1.0	-	0.7	0.8	-	-	-	-	-	0.3	0.3	C74-C75
Hodgkin's disease	8	0	-	-	-	-	-	0.9	0.5	0.5	0.6	1.4	-	-	-	1.8	-	-	0.3	0.3	C81
Non-Hodgkin lymphoma	65	0	1.0	0.4	-	1.3	1.4	2.7	2.2	3.5	0.6	2.7	5.7	3.0	5.3	21.7	5.4	11.2	2.6	2.8	C82-C85; C96
Multiple myeloma	17	0	-	-	-	0.5	0.5	0.5	0.5	1.0	1.1	1.1	0.8	3.0	4.0	-	5.4	2.2	0.7	0.7	C88; C90
Lymphoid leukaemia	30	0	5.0	2.6	0.8	0.9	0.5	0.5	-	0.5	1.1	0.7	0.8	1.0	1.3	-	-	2.2	1.2	1.4	C91
Myeloid leukaemia	34	0	1.0	-	0.8	0.4	-	1.8	-	1.5	2.8	3.4	3.3	1.0	2.6	1.8	-	9.0	1.3	1.4	C92
Monocytic leukaemia	0	0	-	-	-	-	-	-	-	-	-	-	-	-	-	-	-	-	0.0	0.0	C93
Other leukaemia	0	0	-	-	-	-	-	-	-	-	-	-	-	-	-	-	-	-	0.0	0.0	C94
Leukaemia unspecified	32	0	0.5	0.4	0.4	1.3	2.3	-	0.5	1.5	-	4.1	1.6	4.0	2.6	1.8	2.7	2.2	1.3	1.3	C95
Other and unspecified	274	0	1.0	0.4	0.4	-	2.7	4.1	6.2	7.1	8.5	13.7	24.6	38.3	67.1	65.2	51.4	40.4	10.8	12.1	O&U
All sites	2 899	0	29	16	15	30	45	86	117	168	249	309	370	358	393	309	195	210	114.6	125.3	ALL

Table 4 Khon Kaen (1995-1997), Number of Cases by Age Group (years) - Male

Site	All Ages	Age Unk.	0-	5-	10-	15-	20-	25-	30-	35-	40-	45-	50-	55-	60-	65-	70-	75+	%	ICD (10th)
Lip	6	0	0	0	0	0	0	0	0	1	1	1	1	1	0	0	1	0	0.2 %	C00
Tongue	17	0	0	0	0	0	0	0	1	3	1	0	1	3	1	3	5	0	0.5 %	C01-C02
Salivary gland	4	0	0	0	0	0	0	1	0	0	0	0	1	0	0	1	0	1	0.1 %	C07-C08
Mouth	29	0	0	0	0	1	1	1	0	1	1	5	4	7	4	3	1	1	0.8 %	C03-C06
Oropharynx	10	0	0	0	0	0	0	0	0	0	2	0	1	2	1	1	1	1	0.3 %	C09-C10
Nasopharynx	53	0	0	0	0	0	0	2	2	4	1	3	2	8	13	9	3	5	1.4 %	C11
Hypopharynx	10	0	0	0	0	0	0	0	0	0	0	0	1	2	1	1	0	4	0.3 %	C12-C13
Pharynx unspecified	3	0	0	0	0	0	0	0	0	1	0	0	0	0	0	0	0	0	0.1 %	C14
Oesophagus	27	0	0	0	0	0	0	0	1	1	1	1	2	7	4	3	4	3	0.7 %	C15
Stomach	58	0	0	0	0	0	0	1	3	1	2	7	6	8	11	10	4	5	1.6 %	C16
Small intestine	16	0	0	0	0	0	0	2	0	1	4	0	2	3	2	0	1	1	0.4 %	C17
Colon	103	0	0	0	1	1	1	2	2	6	13	7	13	14	12	12	9	11	2.8 %	C18
Rectum	50	0	0	0	0	0	0	0	2	2	2	1	4	9	9	12	4	5	1.4 %	C19-C21
Liver	1682	0	1	0	0	2	6	18	33	53	92	187	227	285	299	256	115	108	45.9 %	C22
Gallbladder etc.	32	0	0	0	0	0	0	0	0	0	2	1	0	4	7	6	3	9	0.9 %	C23-C24
Pancreas	20	0	0	0	0	0	1	0	1	0	2	1	4	4	4	2	0	0	0.5 %	C25
Nose, sinuses etc.	14	0	0	0	1	0	0	1	0	0	0	1	2	2	1	4	1	1	0.4 %	C30-C31
Larynx	24	0	0	0	0	0	0	0	1	1	0	1	0	3	5	5	4	4	0.7 %	C32
Bronchus, lung	387	0	0	0	0	3	6	14	18	14	14	23	39	51	70	66	37	32	10.6 %	C33-C34
Other thoracic organs	8	0	0	0	1	1	0	0	1	2	0	1	0	0	1	0	1	0	0.2 %	C37-C38
Bone	36	0	0	0	4	1	2	0	3	2	2	2	4	5	2	4	2	0	1.0 %	C40-C41
Connective tissue	17	0	2	0	1	3	1	0	1	0	1	0	2	2	1	1	1	2	0.5 %	C42
Mesothelioma	0	0	0	0	0	0	0	0	0	0	0	0	0	0	0	0	0	0	0.0 %	C43
Kaposi's sarcoma	0	0	0	0	0	0	0	0	0	0	0	0	0	0	0	0	0	0	0.0 %	C44
Melanoma of skin	10	0	0	0	0	0	0	0	0	2	0	0	2	1	1	1	1	0	0.3 %	C45
Melanoma of skin	83	0	0	0	1	1	0	0	1	1	3	11	4	20	10	11	10	10	2.3 %	C46
Other skin	4	0	0	0	0	0	0	0	0	0	0	0	1	0	0	0	0	1	0.1 %	C47, C49
Breast	34	0	0	0	0	0	0	0	0	0	0	0	2	2	5	4	13	8	0.9 %	C50
Prostate	19	0	0	0	0	0	0	0	7	1	2	0	2	1	1	1	1	0	0.5 %	C61
Testis	36	0	0	0	0	0	0	2	1	2	4	2	3	4	5	4	7	4	1.0 %	C62
Penis	2	0	0	0	0	0	0	0	1	0	1	0	0	0	0	0	0	0	0.1 %	C63
Other male genital	59	0	1	0	0	0	0	0	1	2	3	5	3	6	10	8	8	12	1.6 %	C64-C66; C68
Bladder	30	0	1	0	0	0	0	0	1	2	3	3	7	1	9	4	1	0	0.8 %	C67
Kidney etc.	2	0	0	0	0	0	0	0	0	0	0	0	0	0	0	0	0	0	0.1 %	C69
Eye	78	0	0	6	5	2	3	10	8	12	7	3	5	3	3	4	0	2	2.1 %	C70-C72
Brain, nervous system	18	0	0	0	0	0	1	1	0	1	1	1	3	1	1	2	1	1	0.5 %	C73
Thyroid	5	0	0	0	0	0	0	0	0	0	0	0	0	0	0	0	0	0	0.1 %	C74-C75
Other endocrine	6	0	0	0	0	0	0	2	1	0	0	0	0	1	0	0	0	0	0.2 %	C81
Hodgkin's disease	83	0	2	2	0	0	0	9	4	10	5	6	7	4	4	7	10	7	2.3 %	C82-C85; C96
Non-Hodgkin lymphoma	10	0	0	0	0	0	0	0	0	1	0	1	0	3	0	2	1	2	0.3 %	C86; C90
Multiple myeloma	32	0	13	2	1	1	1	3	2	1	3	0	1	0	2	2	0	0	0.9 %	C91
Lymphoid leukaemia	35	0	2	0	1	2	1	4	6	0	2	3	2	5	3	1	0	3	1.0 %	C92
Myeloid leukaemia	1	0	0	0	0	0	0	0	0	0	0	0	0	0	0	0	0	0	0.0 %	C93
Monocytic leukaemia	41	0	0	0	0	0	0	0	0	0	0	0	0	1	0	0	0	0	0.0 %	C94
Other leukaemia	1	0	0	0	0	0	0	0	0	0	0	0	0	0	0	0	0	0	0.0 %	C95
Leukaemia unspecified	470	0	5	1	2	5	14	44	22	18	24	23	62	71	64	57	27	31	12.8 %	O&U
Other and unspecified	3661	0	35	15	19	26	51	125	128	148	198	311	424	542	575	511	277	276	100 %	ALL

Table 5 Khon Kaen (1995-1997), Number of Cases by Age Group (years) - Female

Site	All Ages	Age Unk.	0-	5-	10-	15-	20-	25-	30-	35-	40-	45-	50-	55-	60-	65-	70-	75+	%	ICD (10th)
Lip	54	0	0	0	0	0	0	0	0	0	1	1	3	6	12	12	11	7	1.9 %	C00
Tongue	15	0	0	0	0	0	0	0	0	0	0	1	0	3	1	3	2	2	0.5 %	C01-C02
Salivary gland	10	0	0	0	0	0	0	0	3	0	1	0	1	1	1	1	1	1	0.3 %	C07-C08
Mouth	45	0	0	0	0	0	0	0	0	0	1	0	3	11	9	4	4	15	1.6 %	C03-C06
Oropharynx	1	0	0	0	0	0	0	0	0	0	0	0	0	0	0	0	0	0	0.0 %	C09-C10
Nasopharynx	25	0	0	0	0	0	0	2	1	3	2	2	5	2	3	3	1	1	0.9 %	C11
Hypopharynx	2	0	0	0	0	0	0	0	0	0	0	0	0	0	0	1	0	0	0.1 %	C12-C13
Pharynx unspecified	0	0	0	0	0	0	0	0	0	0	0	0	0	0	0	0	0	0	0.0 %	C14
Oesophagus	8	0	0	0	0	0	0	1	0	0	0	2	0	1	1	1	1	1	0.3 %	C15
Stomach	42	0	0	0	0	0	0	1	6	2	4	2	3	3	6	7	3	5	1.4 %	C16
Small intestine	4	0	0	0	0	0	0	0	0	0	0	0	0	0	0	0	0	0	0.1 %	C17
Colon	63	0	0	0	0	0	0	4	1	2	8	7	9	6	14	4	4	4	2.2 %	C18
Rectum	43	0	0	0	0	0	1	0	3	0	5	7	2	10	4	3	6	6	1.5 %	C19-C21
Liver	711	0	1	1	2	4	3	5	14	29	29	55	105	122	129	112	67	62	24.5 %	C22
Gallbladder etc.	34	0	0	0	0	0	1	0	0	0	0	2	6	5	7	4	2	7	1.2 %	C23-C24
Pancreas	14	0	0	0	0	0	0	0	0	0	4	1	1	1	4	2	1	0	0.5 %	C25
Nose, sinuses etc.	7	0	0	0	0	0	0	0	0	0	2	0	3	0	1	1	0	0	0.2 %	C30-C31
Larynx	0	0	0	0	0	0	0	0	0	0	0	0	0	0	0	0	0	0	0.0 %	C32
Bronchus, lung	159	0	0	0	0	1	4	3	7	8	10	12	22	23	20	19	16	14	5.5 %	C33-C34
Other thoracic organs	7	0	0	0	0	0	1	0	0	0	1	0	1	0	2	0	0	0	0.2 %	C37-C38
Bone	24	0	0	0	0	2	1	0	1	1	1	0	2	4	2	2	2	3	0.8 %	C40-C41
Connective tissue	29	0	0	0	0	1	0	4	4	3	4	1	0	2	4	1	0	0	1.0 %	C42, C49
Mesothelioma	0	0	0	0	0	0	0	0	0	0	0	0	0	0	0	0	0	0	0.0 %	C45
Kaposi's sarcoma	0	0	0	0	0	0	0	0	0	0	0	0	0	0	0	0	0	0	0.0 %	C46
Melanoma of skin	9	0	0	0	0	0	0	1	1	0	0	2	1	2	0	0	0	0	0.3 %	C43
Other skin	63	0	0	0	0	0	0	0	0	1	1	2	4	7	13	5	13	17	2.2 %	C44
Breast	293	0	0	0	0	0	1	5	13	36	52	59	43	33	22	11	8	10	10.1 %	C50
Uterus unspecified	6	0	0	0	0	0	0	0	0	0	1	2	1	0	0	1	0	0	0.2 %	C55
Cervix uteri	365	0	0	0	0	3	3	4	17	30	50	61	56	47	37	26	14	17	12.6 %	C53
Placenta	21	0	0	0	1	3	3	7	2	2	1	2	0	0	0	0	0	0	0.7 %	C58
Corpus uteri	47	0	0	0	0	0	0	0	0	2	6	10	12	6	5	3	3	0	1.6 %	C54
Ovary etc.	141	0	0	0	0	3	7	8	15	10	13	18	21	19	10	9	6	2	4.9 %	C56
Other female genital	12	0	0	0	0	0	0	0	0	0	1	1	0	1	1	4	1	3	0.5 %	C51-C52; C57
Bladder	9	0	0	0	0	0	0	0	1	0	0	0	0	1	1	3	1	1	0.3 %	C67
Kidney etc.	11	0	1	0	0	0	0	0	0	0	1	1	3	1	1	3	0	1	0.4 %	C64-C66; C68
Eye	4	0	2	0	0	0	0	1	1	0	0	0	0	0	0	0	0	0	0.1 %	C69
Brain, nervous system	67	0	4	3	3	3	2	7	4	7	7	6	5	5	5	4	2	0	2.3 %	C70-C72
Thyroid	86	0	0	1	0	0	3	9	10	13	14	12	11	3	5	2	3	0	3.0 %	C73
Other endocrine	8	0	0	2	1	0	0	1	0	2	0	1	1	0	0	0	0	0	0.3 %	C74-C75
Hodgkin's disease	8	0	0	0	0	0	0	2	1	1	1	2	0	0	0	1	0	0	0.3 %	C81
Non-Hodgkin lymphoma	65	0	2	1	0	3	3	6	5	7	1	4	7	3	4	12	2	5	2.2 %	C82-C85; C96
Multiple myeloma	17	0	10	6	2	2	1	1	1	1	2	0	1	3	3	0	2	1	1.0 %	C91
Lymphoid leukaemia	30	0	2	0	2	1	0	4	0	3	5	5	4	1	2	1	0	4	1.2 %	C92
Myeloid leukaemia	34	0	2	0	0	0	0	0	0	0	0	0	0	0	0	0	0	0	0.0 %	C93
Monocytic leukaemia	0	0	0	0	0	0	0	0	0	0	0	0	0	0	0	0	0	0	0.0 %	C94
Other leukaemia	0	0	0	0	0	0	0	0	0	0	0	0	0	0	0	0	0	0	0.0 %	C95
Leukaemia unspecified	32	0	1	1	1	3	5	0	1	3	0	6	2	4	2	1	1	1	1.1 %	O&U
Other and unspecified	274	0	2	1	1	0	6	9	14	14	15	20	30	38	51	36	19	18	9.5 %	O&U
All sites	2 899	0	29	16	15	30	45	86	117	168	249	309	370	358	393	309	195	210	100 %	ALL

Figure 3 Population pyramid, Khon Kaen, 1999

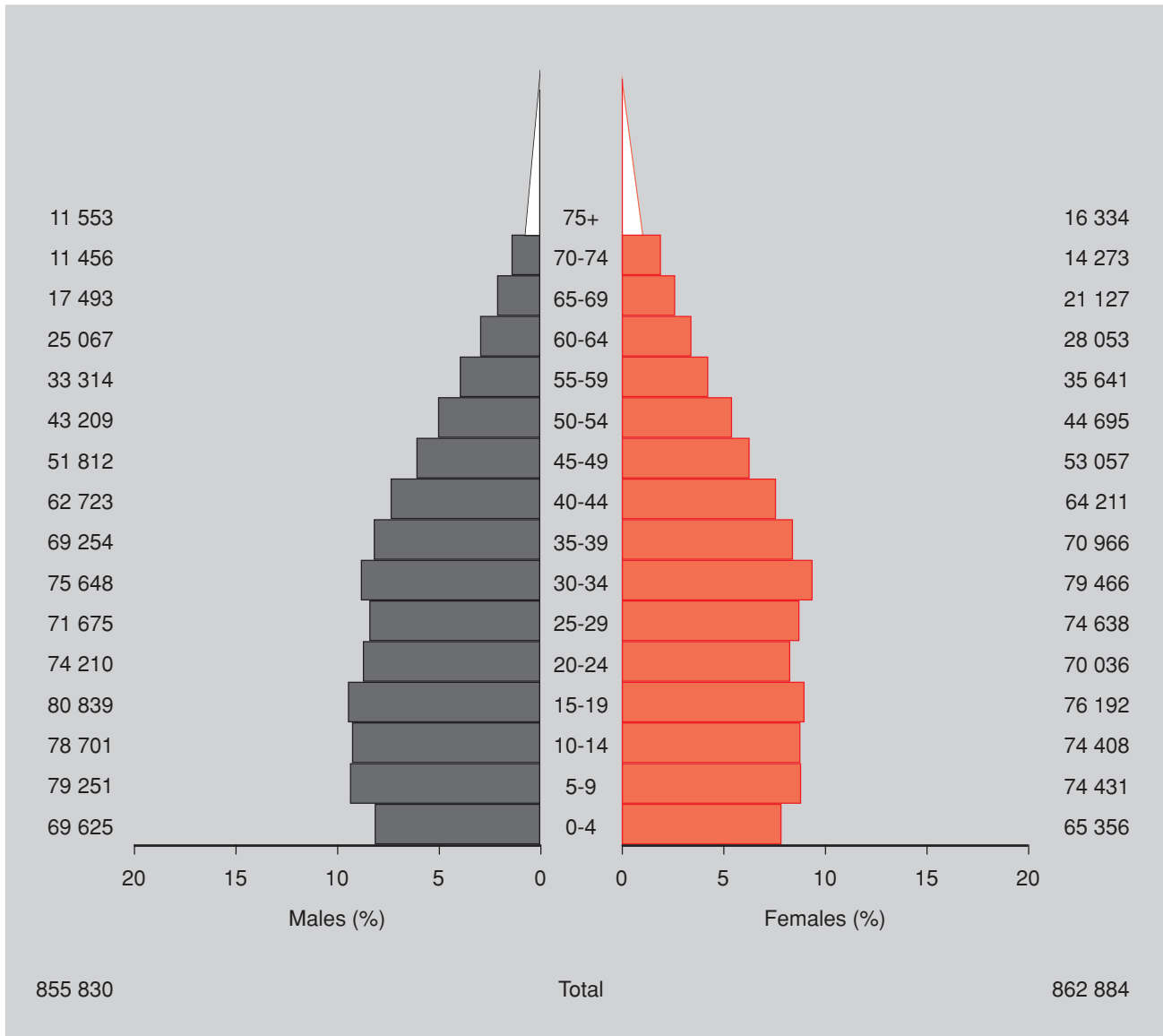


Figure 4 Leading cancers in Khon Kaen, 1998-2000

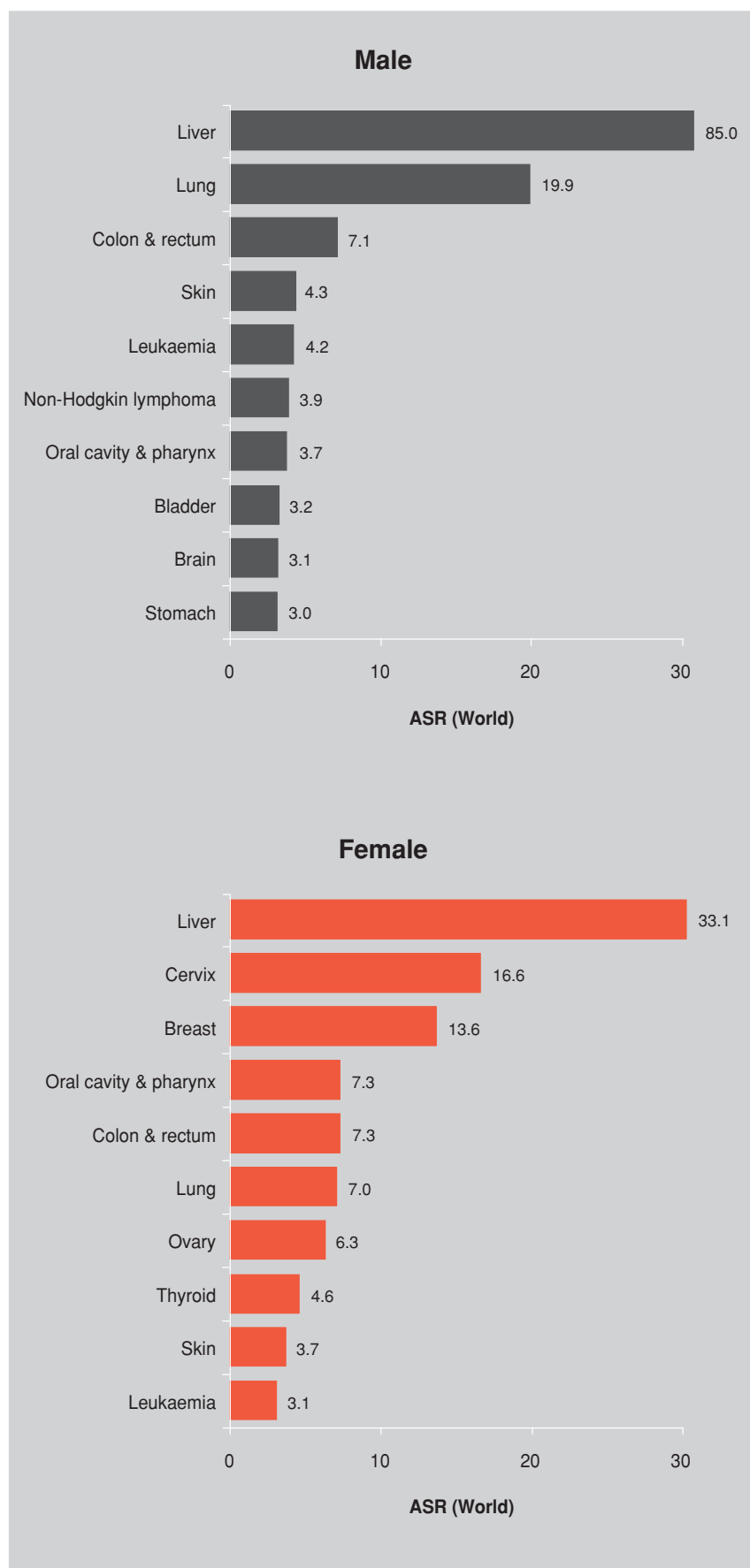


Table 6 Percentage of histologically verified and death certificate only cases, Khon Kaen 1998-2000

	Male			Female		
	Cases	%HV	%DCO	Cases	%HV	%DCO
Oral cavity	80	80.0	0.0	168	86.1	0.6
Oropharynx	16	81.3	0.0	2	0.0	0.0
Nasopharynx	65	83.1	0.0	36	80.6	0.0
Other pharynx	9	100.0	0.0	4	100.0	0.0
Oesophagus	39	48.7	0.0	15	46.7	0.0
Stomach	83	81.9	1.2	59	50.8	0.0
Small intestine	8	62.5	0.0	3	33.3	0.0
Colon	111	43.2	0.0	122	50.8	0.0
Rectum	72	63.9	0.0	60	68.3	0.0
Liver	1 656	6.4	0.4	794	7.6	0.1
Gallbladder etc.	71	40.8	0.0	68	47.1	0.0
Pancreas	23	30.4	0.0	23	17.4	0.0
Nose, sinuses etc.	16	81.3	0.0	6	100.0	0.0
Larynx	46	69.6	0.0	5	60.0	0.0
Bronchus, Lung	435	35.9	0.5	169	40.2	1.8
Other thoracic organ	11	9.1	0.0	2	0.0	0.0
Bone	16	43.8	0.0	13	38.5	0.0
Connective tissue	26	65.4	0.0	32	78.1	0.0
Melanoma of skin	10	100.0	0.0	13	100.0	0.0
Other skin	77	94.9	0.0	87	92.0	0.0
Breast	1	100.0	0.0	378	88.4	0.0
Prostate	49	65.3	0.0	0	0.0	0.0
Testis	14	57.1	0.0	0	0.0	0.0
Penis	42	71.4	0.0	0	0.0	0.0
Cervix uteri	0	0.0	0.0	445	80.0	0.0
Placenta	0	0.0	0.0	24	100.0	0.0
Corpus uteri	0	0.0	0.0	66	84.8	0.0
Ovary etc.	0	0.0	0.0	169	68.0	0.0
Other female genital	0	0.0	0.0	16	82.4	0.0
Bladder	86	68.6	0.0	16	68.8	0.0
Kidney etc.	36	77.8	0.0	28	67.9	0.0
Eye	8	62.5	0.0	6	50.0	0.0
Brain, nervous system	63	23.8	0.0	75	20.0	0.0
Thyroid	30	90.0	0.0	131	80.9	0.0
Other endocrine	14	21.4	0.0	13	7.7	0.0
Lymphoma	129	100.0	0.0	78	100.0	0.0
Leukemia and multiple myeloma	133	98.5	0.8	88	100.0	0.0
All sites	3 673	35.7	0.6	3 357	55.9	0.4

Table 7 Khon Kaen (1998-2000), Annual Incidence per 100 000 by Age Group (years) - Male

Site	All Ages	Age Unk.	0-	5-	10-	15-	20-	25-	30-	35-	40-	45-	50-	55-	60-	65-	70-	75+	Crude Rate	ASR (W)	ICD (10th)
Lip	5	0	-	-	-	-	-	-	-	-	-	-	1.5	-	1.3	-	-	5.8	0.2	0.2	C00
Tongue	37	0	-	-	-	-	-	-	-	0.5	1.1	4.5	0.8	8.0	5.3	3.8	8.7	26.0	1.4	1.7	C01-C02
Salivary gland	8	0	-	-	-	-	-	0.5	0.4	-	1.1	-	-	-	2.7	-	2.9	2.9	0.3	0.3	C07-C08
Mouth	30	0	-	-	-	-	-	-	-	-	1.1	2.6	2.3	3.0	5.3	5.7	8.7	23.1	1.2	1.5	C08-C06
Oropharynx	16	0	-	-	-	-	-	-	-	-	2.7	1.3	-	1.0	1.3	1.9	8.7	8.7	0.6	0.7	C09-C10
Nasopharynx	65	0	-	0.4	-	-	-	0.5	0.4	3.4	3.2	7.1	3.9	9.0	14.6	11.4	17.5	2.9	2.5	2.8	C11
Hypopharynx	8	0	-	-	-	-	-	-	-	-	0.5	0.6	-	-	1.3	3.8	2.9	5.8	0.3	0.4	C12-C13
Pharynx unspecified	1	0	-	-	-	-	-	-	-	-	-	-	-	-	-	-	2.9	-	0.0	0.1	C14
Oesophagus	39	0	-	-	-	-	-	-	0.4	-	1.1	1.9	0.8	6.0	5.3	13.3	20.4	23.1	1.5	2.0	C15
Stomach	83	0	-	-	-	-	-	-	0.9	2.4	2.1	6.4	6.9	10.0	16.0	26.7	32.0	17.3	3.2	3.9	C16
Small intestine	8	0	-	-	-	-	-	-	-	-	-	-	0.8	1.0	-	3.8	5.8	0.3	0.3	0.4	C17
Colon	111	0	-	-	-	-	0.4	0.9	2.2	1.0	4.3	7.1	8.5	11.0	23.9	28.6	37.8	40.4	4.3	5.2	C18
Rectum	72	0	-	-	-	-	-	0.4	1.4	1.4	3.2	3.9	3.1	16.0	9.3	19.1	23.3	31.7	2.8	3.4	C19-C21
Liver	1 656	1	-	0.4	-	1.2	0.4	3.3	10.1	26.9	53.1	71.4	159.7	238.1	396.2	462.9	593.4	470.2	64.5	78.7	C22
Gallbladder etc.	71	0	-	-	-	-	-	-	-	-	1.1	4.5	8.5	12.0	17.3	17.1	23.3	26.0	2.8	3.4	C23-C24
Pancreas	23	0	-	-	-	-	-	0.5	0.4	-	2.1	1.3	0.8	2.0	2.7	9.5	5.8	8.7	0.9	1.1	C25
Nose, sinuses etc.	16	0	-	-	-	-	-	-	-	0.5	-	-	1.5	5.0	-	3.8	5.8	2.9	0.6	0.7	C30-C31
Larynx	46	0	-	-	-	-	-	-	-	-	1.1	3.9	3.1	7.0	13.3	9.5	11.6	23.1	1.8	2.2	C32
Bronchus, lung	435	0	-	-	-	-	1.3	1.9	2.6	4.8	10.6	24.4	33.2	56.0	97.1	150.5	148.4	150.0	16.9	21.1	C33-C34
Other thoracic organs	11	0	0.5	-	-	0.4	-	0.5	0.4	1.0	-	-	0.8	1.0	1.3	-	2.9	2.9	0.4	0.5	C37-C38
Bone	16	0	-	-	-	-	1.3	0.9	-	0.5	-	0.6	2.3	1.0	4.0	1.9	-	2.9	0.6	0.7	C40-C41
Connective tissue	26	0	2.4	-	-	-	-	0.5	-	1.0	2.1	0.6	1.5	1.0	5.3	5.7	2.9	-	1.0	1.2	C47, C49
Mesothelioma	1	0	-	-	-	-	-	-	-	-	-	-	-	1.0	-	-	-	-	0.0	0.0	C45
Kaposi's sarcoma	0	0	-	-	-	-	-	-	-	-	-	-	-	-	-	-	-	-	0.0	0.0	C46
Melanoma of skin	10	0	-	-	-	-	-	-	-	0.5	0.5	0.6	-	1.0	2.7	5.7	2.9	-	0.4	0.5	C43
Other skin	77	0	-	-	-	-	-	1.9	-	0.5	1.6	1.9	8.5	7.0	16.0	19.1	34.9	40.4	3.0	3.8	C44
Breast	1	0	-	-	-	-	-	-	-	-	-	-	0.8	-	-	-	-	-	0.0	0.0	C50
Prostate	49	0	-	-	-	-	-	-	-	0.5	-	-	-	5.0	6.6	7.6	34.9	63.5	1.9	2.7	C61
Testis	14	0	0.5	0.4	-	0.4	0.4	-	1.8	1.0	0.5	-	0.8	1.0	-	1.9	-	-	0.5	0.5	C62
Penis	42	0	-	-	-	-	-	0.5	0.9	1.0	0.5	1.9	3.9	9.0	5.3	13.3	11.6	11.5	1.6	1.9	C60
Other male genital	0	0	-	-	-	-	-	-	-	-	-	-	-	-	-	-	-	-	0.0	0.0	C63
Bladder	86	0	-	-	-	-	0.9	-	-	-	1.1	4.5	5.4	10.0	21.3	26.7	37.8	40.4	3.3	4.3	C67
Kidney etc.	36	0	0.5	-	-	-	0.4	-	-	1.0	1.1	2.6	3.9	4.0	9.3	13.3	5.8	2.9	1.4	1.7	C64-C66; C68
Eye	9	0	1.4	-	-	-	-	-	-	-	-	-	0.6	0.8	-	-	5.8	5.8	0.4	0.5	C69
Brain, nervous system	63	0	1.0	1.7	1.7	-	1.3	2.3	1.3	1.9	2.7	5.1	3.1	7.0	9.3	3.8	8.7	5.8	2.5	2.6	C70-C72
Thyroid	30	0	-	-	0.4	0.4	-	1.4	0.4	1.0	1.1	2.6	3.1	1.0	8.0	1.9	5.8	5.8	1.2	1.3	C73
Other endocrine	14	0	0.5	0.4	0.4	0.4	-	0.9	0.9	1.0	0.5	0.6	0.8	-	1.3	-	-	-	0.5	0.5	C74-C75
Hodgkin's disease	10	0	-	0.4	-	0.4	0.4	-	0.4	0.5	0.5	-	1.5	1.0	-	-	-	2.9	0.4	0.4	C81
Non-Hodgkin lymphoma	119	0	1.4	0.8	0.8	0.4	1.3	2.8	4.0	4.3	6.4	8.4	8.5	11.0	12.0	17.1	29.1	26.0	4.6	5.0	C82-C85; C96
Multiple myeloma	24	0	-	-	-	-	-	-	0.4	0.5	1.1	0.6	2.3	4.0	4.0	7.6	8.7	5.8	0.9	1.1	C88, C90
Lymphoid leukaemia	51	0	6.7	3.4	3.4	0.4	1.3	1.4	0.9	1.0	2.1	0.6	1.5	2.0	1.3	-	-	-	2.0	2.2	C91
Myeloid leukaemia	39	0	0.5	1.3	-	0.8	-	0.9	0.9	2.4	1.1	1.3	4.6	4.0	6.6	5.7	2.9	2.9	1.5	1.6	C92
Monocytic leukaemia	0	0	-	-	-	-	-	-	-	-	-	-	-	-	-	-	-	-	0.0	0.0	C93
Other leukaemia	0	0	-	-	-	-	-	-	-	-	-	-	-	-	-	-	-	-	0.0	0.0	C94
Leukaemia unspecified	19	0	1.0	-	-	0.4	0.4	-	1.8	1.9	0.5	-	1.5	-	1.3	1.9	2.9	2.9	0.7	0.7	C95
Other and unspecified	196	0	0.5	-	-	0.8	1.3	5.6	4.0	3.4	4.8	7.7	17.7	26.0	33.2	55.2	55.3	54.8	7.6	9.0	O&U
All sites	3 673	1	17	9	8	6	12	27	37	65	116	183	309	482	762	960	1 213	1 151	1 430	1 72.6	ALL

Table 8 Khon Kaen (1998-2000), Annual Incidence per 100 000 by Age Group (years) - Female

Site	All Ages	Age Unk.	0-	5-	10-	15-	20-	25-	30-	35-	40-	45-	50-	55-	60-	65-	70-	75+	Crude Rate	ASR (W)	ICD (10th)
Lip	68	0	-	-	-	-	0.4	0.5	-	-	-	0.6	0.7	5.6	10.7	33.1	28.0	32.6	2.6	3.0	C00
Tongue	24	0	-	-	-	-	0.9	1.4	-	-	-	1.3	1.5	5.6	2.4	4.7	-	8.2	0.9	0.9	C01-C02
Salivary gland	10	0	-	-	-	0.5	-	-	1.0	-	-	0.6	1.5	-	-	1.6	-	2.0	0.4	0.4	C07-C08
Mouth	64	0	-	-	-	-	0.4	-	0.5	-	-	1.9	4.5	7.5	7.1	23.7	28.0	24.5	2.5	2.7	C03-C06
Oropharynx	2	0	-	-	-	-	-	-	-	-	-	0.6	-	0.9	-	-	-	-	0.1	0.1	C09-C10
Nasopharynx	36	0	-	-	-	0.5	0.4	0.8	2.3	1.0	2.5	4.5	4.5	2.8	3.6	4.7	4.7	8.2	1.4	1.4	C11
Hypopharynx	4	0	-	-	-	-	-	-	-	-	-	1.9	0.7	-	-	-	-	-	0.2	0.2	C12-C13
Pharynx unspecified	0	0	-	-	-	-	-	-	-	-	-	-	-	-	-	-	-	-	0.0	0.0	C14
Oesophagus	15	0	-	-	-	-	-	0.5	1.0	0.6	2.2	2.8	2.8	2.8	2.4	-	2.3	4.1	0.6	0.6	C15
Stomach	59	0	-	-	-	0.5	0.4	0.9	3.1	1.3	8.2	7.5	10.7	11.0	11.0	21.0	6.1	2.3	2.4	2.4	C16
Small intestine	3	0	-	-	-	-	-	-	-	-	-	-	-	0.9	1.2	1.6	-	-	0.1	0.1	C17
Colon	122	0	-	-	-	-	0.4	1.3	2.3	2.6	8.2	11.2	17.8	17.8	25.2	32.7	32.6	4.7	4.9	4.9	C18
Rectum	60	0	-	-	-	0.5	0.8	1.4	2.1	6.9	3.7	8.4	7.1	14.2	11.7	10.2	2.3	2.4	2.4	2.4	C19-C21
Liver	794	2	-	-	-	1.4	0.4	3.4	7.0	16.1	42.7	64.1	119.7	187.7	192.4	191.5	183.6	30.7	33.1	33.1	C22
Gallbladder etc.	68	0	-	-	-	-	0.4	1.4	1.0	3.1	8.2	11.2	13.1	14.2	16.3	14.3	2.6	2.6	2.8	2.8	C23-C24
Pancreas	23	0	-	-	-	-	-	-	0.5	3.8	1.5	0.9	4.8	3.2	4.7	10.2	0.9	1.0	1.0	1.0	C25
Nose, sinuses etc.	6	0	-	-	-	-	-	-	0.5	1.0	-	-	-	0.9	1.2	-	2.0	0.2	0.2	0.2	C30-C31
Larynx	5	0	-	-	-	-	-	-	-	-	-	1.3	-	-	1.2	3.2	-	0.2	0.2	0.2	C32
Bronchus, lung	169	0	-	-	-	1.0	0.4	1.3	1.4	-	9.4	14.2	22.4	35.6	31.5	56.0	40.8	6.5	7.0	7.0	C33-C34
Other thoracic organs	2	0	-	-	-	-	-	-	4.2	-	-	-	-	-	-	-	-	-	0.1	0.1	C37-C38
Bone	13	0	-	-	-	0.9	0.4	0.5	-	0.5	1.0	-	-	-	3.6	-	2.3	2.0	0.5	0.5	C40-C41
Connective tissue	32	0	-	-	-	0.4	0.4	0.4	1.4	1.6	0.6	3.0	5.6	1.2	1.2	-	2.3	6.1	1.2	1.3	C42-C49
Mesothelioma	0	0	-	-	-	-	-	-	1.0	-	-	-	-	-	-	-	-	-	0.0	0.0	C45
Kaposi's sarcoma	0	0	-	-	-	-	-	-	-	-	-	-	-	-	-	-	-	-	0.0	0.0	C46
Melanoma of skin	13	0	-	-	-	0.4	0.4	0.9	0.5	-	-	0.6	0.7	1.9	-	-	4.7	4.1	0.5	0.5	C43
Other skin	87	0	-	-	-	0.4	-	-	-	0.5	1.0	1.3	3.0	5.6	11.9	36.3	25.7	44.9	3.4	3.7	C44
Breast	378	0	-	-	-	0.5	1.8	12.6	19.3	35.8	37.1	44.7	36.5	38.0	28.4	18.7	34.7	14.6	13.6	13.6	C50
Uterus unspecified	1	0	-	-	-	-	-	-	-	-	-	-	-	0.9	-	-	-	-	0.0	0.0	C55
Cervix uteri	445	1	-	-	-	-	1.8	8.0	20.7	32.7	38.3	55.9	58.9	52.3	47.3	51.4	38.8	17.2	16.6	16.6	C53
Placenta	24	0	-	-	-	2.2	3.3	0.9	1.3	0.5	3.1	-	-	-	-	-	-	-	0.9	0.8	C58
Corpus uteri	66	0	-	-	-	0.4	0.4	1.4	5.7	6.9	6.9	6.0	13.1	10.7	9.5	4.7	-	-	2.5	2.5	C54
Ovary etc.	169	0	-	-	-	1.9	2.7	5.5	8.5	6.7	15.1	12.7	21.5	21.4	15.8	14.0	12.2	6.5	6.3	6.3	C56
Other female genital	16	0	-	-	-	-	-	0.8	-	-	-	1.3	3.0	0.9	1.2	4.7	-	6.1	0.6	0.6	C51-C52; C57
Bladder	16	0	-	-	-	-	-	-	0.5	0.5	0.6	1.5	3.7	2.4	4.7	-	4.1	0.6	0.6	0.6	C67
Kidney etc.	28	0	-	-	-	-	0.4	0.8	0.5	2.1	1.3	4.5	2.8	1.2	6.3	7.0	2.0	1.1	1.0	1.0	C64-C66; C68
Eye	6	0	-	-	-	-	-	0.4	0.5	-	-	-	-	2.4	-	-	2.3	-	0.2	0.3	C69
Brain, nervous system	75	0	-	-	-	1.9	3.3	3.8	1.9	2.6	8.8	6.0	2.8	2.8	5.9	11.0	2.3	4.1	2.9	2.8	C70-C72
Thyroid	131	0	-	-	-	0.4	0.4	3.3	3.6	7.1	7.5	9.3	10.0	9.7	10.3	9.5	11.0	7.0	5.1	4.6	C73
Other endocrine	13	0	-	-	-	0.4	0.5	1.8	-	0.5	0.5	0.6	0.7	0.9	-	-	-	-	0.5	0.5	C74-C75
Hodgkin's disease	4	0	-	-	-	-	-	-	-	1.0	-	-	1.9	-	-	-	-	-	0.2	0.1	C81
Non-Hodgkin lymphoma	74	0	-	-	-	1.3	1.4	0.9	1.7	2.3	2.6	1.9	3.7	9.4	11.9	4.7	30.4	8.2	2.9	3.0	C82-C85; C96
Multiple myeloma	15	0	-	-	-	-	-	-	-	-	0.6	0.7	4.7	3.6	3.2	4.7	2.0	0.6	0.6	0.6	C88; C90
Lymphoid leukaemia	30	0	-	-	-	0.9	-	-	0.4	0.5	1.0	0.6	1.5	0.9	1.2	3.2	2.3	-	1.2	1.5	C91
Myeloid leukaemia	27	0	-	-	-	1.3	1.9	0.9	1.3	1.4	1.0	0.6	0.7	-	4.8	3.2	2.3	-	1.0	1.0	C92
Monocytic leukaemia	0	0	-	-	-	-	-	-	-	-	-	-	-	-	-	-	-	-	0.0	0.0	C93
Other leukaemia	1	0	-	-	-	-	-	-	-	-	-	-	-	-	-	-	-	-	0.0	0.0	C94
Leukaemia unspecified	15	0	-	-	-	1.9	0.4	0.4	-	0.5	0.6	0.7	0.9	2.4	1.6	-	-	2.0	0.0	0.0	C95
Other and unspecified	144	0	-	-	-	1.4	3.1	2.9	0.5	3.1	3.8	11.9	18.7	30.9	33.1	42.0	26.5	5.6	5.9	5.9	O&U
All sites	3 357	3	12	5	8	12	24	24	59	88	148	217	298	417	523	588	621	588	129.7	132.6	ALL

Table 9 Khon Kaen (1998-2000), Number of Cases by Age Group (years) - Male

Site	All Ages	Age Unk.	0-	5-	10-	15-	20-	25-	30-	35-	40-	45-	50-	55-	60-	65-	70-	75+	%	ICD (10th)
Lip	5	0	0	0	0	0	0	0	0	0	0	0	2	0	1	0	0	2	0.1 %	C00
Tongue	37	0	0	0	0	0	0	0	0	1	2	7	1	8	4	2	3	9	1.0 %	C01-C02
Salivary gland	8	0	0	0	0	0	0	1	1	0	2	4	0	0	2	0	1	1	0.2 %	C07-C08
Mouth	30	0	0	0	0	0	0	0	0	0	2	4	3	3	4	3	3	8	0.8 %	C03-C06
Oropharynx	16	0	0	0	0	0	0	0	0	0	5	2	0	1	1	3	3	3	0.4 %	C09-C10
Nasopharynx	65	0	0	0	0	0	0	1	1	7	6	11	5	9	11	6	6	1	1.8 %	C11
Hypopharynx	8	0	0	0	0	0	0	0	0	0	1	1	0	0	1	2	1	2	0.2 %	C12-C13
Pharynx unspecified	1	0	0	0	0	0	0	0	0	0	0	0	0	0	0	0	1	0	0.0 %	C14
Oesophagus	39	0	0	0	0	0	0	0	1	0	2	3	1	6	4	7	7	8	1.1 %	C15
Stomach	83	0	0	0	0	0	0	0	2	5	4	10	9	10	12	14	11	6	2.3 %	C16
Small intestine	8	0	0	0	0	0	0	0	0	0	0	0	1	1	0	2	2	2	0.2 %	C17
Colon	111	0	0	0	0	0	1	2	5	2	8	11	11	11	18	15	13	14	3.0 %	C18
Rectum	71	0	0	0	0	0	0	0	1	3	6	6	4	16	7	10	8	11	2.0 %	C19-C21
Liver	1656	1	01	0	3	1	7	23	56	100	111	111	207	238	298	243	204	163	45.1 %	C22
Gallbladder etc.	71	0	0	0	0	0	0	0	0	0	2	7	11	12	13	9	8	9	1.9 %	C23-C24
Pancreas	23	0	0	0	0	0	0	1	1	0	4	2	1	2	2	5	2	3	0.6 %	C25
Nose, sinuses etc.	16	0	0	0	0	0	0	0	0	1	0	3	2	5	0	2	2	1	0.4 %	C30-C31
Larynx	46	0	0	0	0	0	0	0	0	0	2	6	4	7	10	5	4	8	1.3 %	C32
Bronchus, lung	435	0	0	0	0	0	3	4	6	10	20	38	43	56	73	79	51	52	11.8 %	C33-C34
Other thoracic organs	11	0	1	0	0	1	0	1	1	2	0	0	1	1	1	0	1	1	0.3 %	C37-C38
Bone	16	0	0	0	0	0	3	2	0	1	0	1	3	1	3	1	0	1	0.4 %	C40-C41
Connective tissue	26	0	5	0	0	0	0	1	0	2	4	1	2	1	4	3	1	0	0.7 %	C47; C49
Mesothelioma	1	0	0	0	0	0	0	0	0	0	0	0	0	1	0	0	0	0	0.0 %	C45
Kaposi's sarcoma	0	0	0	0	0	0	0	0	0	0	0	0	0	0	0	0	0	0	0.0 %	C46
Melanoma of skin	10	0	0	0	0	0	0	0	0	1	1	1	0	1	2	3	1	0	0.3 %	C43
Other skin	77	0	0	0	0	0	0	4	6	10	20	38	43	56	73	79	51	52	11.8 %	C44
Breast	1	0	0	0	0	0	0	0	0	0	0	0	1	1	1	0	1	1	0.3 %	C50
Prostate	49	0	0	0	0	0	0	0	0	1	0	0	0	5	5	4	12	22	1.3 %	C61
Testis	14	0	1	1	0	1	1	0	4	2	1	0	1	1	0	1	0	0	0.4 %	C62
Penis	42	0	0	0	0	0	0	0	1	2	2	3	5	9	4	7	4	4	1.1 %	C60
Other male genital	0	0	0	0	0	0	0	0	0	0	0	0	0	0	0	0	0	0	0.0 %	C63
Bladder	86	0	0	0	0	0	2	0	1	0	2	7	7	10	16	14	13	14	2.3 %	C67
Kidney etc.	36	0	1	0	0	0	1	0	0	0	2	4	5	4	7	7	2	1	1.0 %	C64-C66; C68
Eye	9	0	3	0	0	0	0	0	0	0	0	0	0	0	0	0	2	2	0.2 %	C69
Brain, nervous system	63	0	2	4	4	0	3	5	3	4	5	8	4	7	7	2	3	2	1.7 %	C70-C72
Thyroid	30	0	0	0	1	1	0	3	1	2	2	4	4	1	6	1	2	2	0.8 %	C73
Other endocrine	14	0	1	1	1	1	0	2	2	2	1	1	1	0	1	0	0	0	0.4 %	C74-C75
Hodgkin's disease	10	0	0	1	0	1	1	0	1	1	1	0	2	1	0	0	1	1	0.3 %	C81
Non-Hodgkin lymphoma	119	0	3	2	2	1	3	6	9	9	12	13	11	11	9	9	10	9	3.2 %	C82-C85; C96
Multiple myeloma	24	0	0	0	0	0	0	0	1	1	2	1	3	4	3	4	3	2	0.7 %	C88; C90
Lymphoid leukaemia	51	0	14	8	8	1	3	3	2	2	4	1	2	2	1	0	0	0	1.4 %	C91
Myeloid leukaemia	39	0	1	3	0	2	0	2	2	5	2	2	6	4	5	3	1	1	1.1 %	C92
Monocytic leukaemia	0	0	0	0	0	0	0	0	0	0	0	0	0	0	0	0	0	0	0.0 %	C93
Other leukaemia	0	0	0	0	0	0	0	0	0	0	0	0	0	0	0	0	0	0	0.0 %	C94
Leukaemia unspecified	19	0	2	0	0	1	1	0	4	4	1	0	2	0	1	1	1	1	0.5 %	C95
Other and unspecified	196	0	1	0	0	2	3	12	9	7	9	12	23	26	25	29	19	19	5.3 %	O&U
All sites	3 673	1	35	22	18	15	26	58	83	136	219	285	400	482	573	504	417	399	100.0 %	ALL

Table 10 Khon Kaen (1998-2000), Number of Cases by Age Group (years) - Female

Site	All Ages	Age Unk.	0-	5-	10-	15-	20-	25-	30-	35-	40-	45-	50-	55-	60-	65-	70-	75+	%	ICD (10th)
Lip	68	0	0	0	0	0	0	0	1	1	0	1	1	6	9	21	12	16	2.0	C00
Tongue	24	0	0	0	0	0	0	2	0	0	0	2	2	6	2	3	0	4	0.7	C01-C02
Salivary gland	10	0	0	0	0	0	0	2	0	0	0	1	2	6	0	1	0	1	0.3	C07-C08
Mouth	64	0	0	0	0	0	0	0	1	0	1	3	6	8	6	15	12	12	1.9	C03-C06
Oropharynx	2	0	0	0	0	0	0	0	0	0	0	0	0	1	0	0	0	0	0.1	C09-C10
Nasopharynx	36	0	0	0	0	0	0	0	1	2	2	4	6	3	3	3	2	4	1.1	C11
Hypopharynx	4	0	0	0	0	0	0	0	0	0	0	0	0	0	0	0	0	0	0.1	C12-C13
Pharynx unspecified	0	0	0	0	0	0	0	0	0	0	0	0	0	0	0	0	0	0	0.0	C14
Oesophagus	15	0	0	0	0	0	0	0	0	0	1	1	3	3	2	0	1	2	0.4	C15
Stomach	59	0	0	0	0	0	0	0	0	1	2	6	11	8	9	7	9	3	1.8	C16
Small intestine	3	0	0	0	0	0	0	0	0	0	0	0	0	1	1	0	0	0	0.1	C17
Colon	122	0	0	0	0	0	0	1	3	5	5	13	15	19	15	16	14	16	3.6	C18
Rectum	60	0	0	0	0	0	0	0	2	3	4	11	5	9	6	9	5	5	1.8	C19-C21
Liver	794	2	0	0	0	0	3	1	8	15	31	68	86	128	158	122	82	90	23.7	C22
Gallbladder etc.	68	0	0	0	0	0	0	0	1	3	2	5	11	12	11	9	7	7	2.0	C23-C24
Pancreas	23	0	0	0	0	0	0	0	0	0	1	6	2	1	4	2	2	5	0.7	C25
Nose, sinuses etc.	6	0	0	0	0	0	0	0	0	1	2	0	0	1	1	0	0	1	0.2	C30-C31
Larynx	5	0	0	0	0	0	0	0	0	0	0	0	0	0	1	2	0	0	0.1	C32
Bronchus, lung	169	0	0	0	0	0	0	0	0	0	0	0	0	0	0	0	0	0	0.0	C33-C34
Other thoracic organs	2	0	0	0	0	0	0	0	0	0	0	0	0	0	0	0	0	0	0.1	C37-C38
Bone	13	0	0	0	0	0	0	0	0	0	0	0	0	0	0	0	0	0	0.4	C40-C41
Connective tissue	32	0	0	0	0	0	0	0	0	0	0	0	0	0	0	0	0	0	1.0	C47; C49
Mesothelioma	0	0	0	0	0	0	0	0	0	0	0	0	0	0	0	0	0	0	0.0	C45
Kaposi's sarcoma	0	0	0	0	0	0	0	0	0	0	0	0	0	0	0	0	0	0	0.0	C46
Melanoma of skin	13	0	0	0	0	0	0	0	0	0	0	0	0	0	0	0	0	0	0.4	C43
Other skin	87	0	0	0	0	0	0	0	0	0	0	0	0	0	0	0	0	0	0.0	C44
Breast	378	0	0	0	0	0	0	0	0	0	0	0	0	0	0	0	0	0	2.6	C50
Uterus unspecified	1	0	0	0	0	0	0	0	0	0	0	0	0	0	0	0	0	0	0.0	C55
Cervix uteri	445	1	0	0	0	0	0	0	0	0	0	0	0	0	0	0	0	0	13.3	C53
Placenta	24	0	0	0	0	0	0	0	0	0	0	0	0	0	0	0	0	0	0.7	C58
Corpus uteri	66	0	0	0	0	0	0	0	0	0	0	0	0	0	0	0	0	0	2.0	C54
Ovary etc.	169	0	0	0	0	0	0	0	0	0	0	0	0	0	0	0	0	0	5.0	C56
Other female genital	16	0	0	0	0	0	0	0	0	0	0	0	0	0	0	0	0	0	0.5	C51-C52; C57
Bladder	16	0	0	0	0	0	0	0	0	0	0	0	0	0	0	0	0	0	0.8	C67
Kidney etc.	28	0	0	0	0	0	0	0	0	0	0	0	0	0	0	0	0	0	0.5	C66; C68
Eye	6	0	0	0	0	0	0	0	0	0	0	0	0	0	0	0	0	0	0.2	C69
Brain, nervous system	75	0	0	0	0	0	0	0	0	0	0	0	0	0	0	0	0	0	0.2	C70-C72
Thyroid	131	0	0	0	0	0	0	0	0	0	0	0	0	0	0	0	0	0	3.9	C73
Other endocrine	13	0	0	0	0	0	0	0	0	0	0	0	0	0	0	0	0	0	0.4	C74-C75
Hodgkin's disease	4	0	0	0	0	0	0	0	0	0	0	0	0	0	0	0	0	0	0.1	C81
Non-Hodgkin lymphoma	74	0	0	0	0	0	0	0	0	0	0	0	0	0	0	0	0	0	2.2	C82-C85; C96
Multiple myeloma	15	0	0	0	0	0	0	0	0	0	0	0	0	0	0	0	0	0	0.4	C88; C90
Lymphoid leukaemia	30	0	0	0	0	0	0	0	0	0	0	0	0	0	0	0	0	0	0.9	C91
Myeloid leukaemia	27	0	0	0	0	0	0	0	0	0	0	0	0	0	0	0	0	0	0.8	C92
Monocytic leukaemia	0	0	0	0	0	0	0	0	0	0	0	0	0	0	0	0	0	0	0.0	C93
Other leukaemia	1	0	0	0	0	0	0	0	0	0	0	0	0	0	0	0	0	0	0.0	C94
Leukaemia unspecified	15	0	0	0	0	0	0	0	0	0	0	0	0	0	0	0	0	0	0.4	C95
Other and unspecified	144	0	0	0	0	0	0	0	0	0	0	0	0	0	0	0	0	0	4.3	O&U
All sites	3 357	3	24	11	17	27	50	54	141	187	285	346	399	446	440	373	266	288	100.0	ALL

