

APPENDIX

B

LAMPANG
CANCER
REGISTRY

Nimit Martin, M.D.
Surathat Pongnikorn, M.D.
Nilubol Patel, M.D.
Karnchana Daoprasert, B.N.S.

GEOGRAPHY AND POPULATION

Lampang is a province among 17 provinces located in the northern part of Thailand between 170-190 N and 980-1000E, 268.8 meters above sea level with the land area of 12 534 kilometers. It has common boundary with Chiang Mai and Chiang Rai to the north, Phrae to the east, Tak and Sukhothai to the south, and Lamphun and Chiang Mai to the west. This registry covers the population of 13 districts. The total population (inter census population estimation) in 1996 was 753 241 with 378 468 males and 374 773 females whereas it was 773 874 with 386 813 males and 387 061 females in 1999. About 30% of the population lives in urban areas; 97% of people are Buddhists and the rest are mainly Christians.

CANCER CARE FACILITIES

General health care in the region is provided in all 13 districts. In the urban area (Muang district), there is one cancer center (Lampang Regional Cancer Center), two private hospitals and one military hospital. Cancer diagnostic services (clinical consultations and radiological and pathological investigations), cancer surgery services and chemotherapy are available in Lampang Regional Cancer Center and Lampang provincial hospital. Radiation therapy is provided in Lampang Regional Cancer Center.

Doctor-patient ratio in the province is 1:3 715.

Patients suspected to have cancer in the primary and secondary health cares in the registry area are mostly referred to Lampang Regional Cancer Center and Lampang provincial hospital.

REGISTRY STRUCTURE AND METHODS

The registry is located within Lampang Regional Cancer Center, and has been funded by cancer research foundation for the National Cancer Institute. The registry is staffed by a part time expert consultant, a part time doctor, two part time nurses and two full time health workers.

The Lampang cancer registry was set up in 1995 with the back up data of cancer cases in Lampang since 1963 which was collected by Dr. Nimit Martin, our expert consultant. The registry applied both active and passive methods by gathering information from 21 sources of data consisting of cancer centers, general hospitals, community hospitals, private hospitals, university hospital, provincial public health service of Lampang and pathological laboratories. The death registration system is inadequate and incomplete; the cause of death is often not mentioned or given as cardiorespiratory arrest. We carried out follow-up of registered cases by matching of cases with all death certificates.

Figure 1 Population pyramid, Lampang, 1996

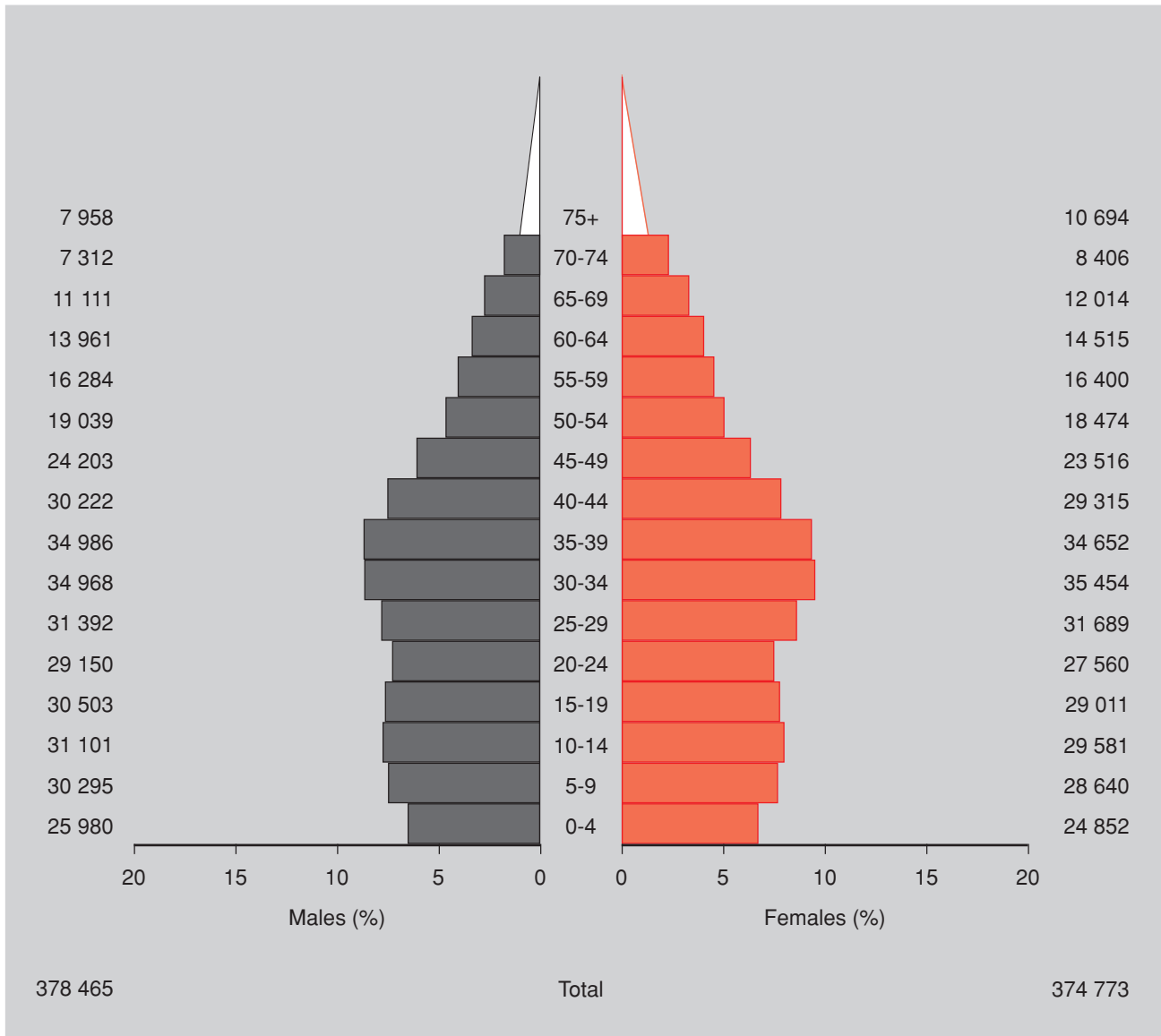


Figure 2 Leading cancers in Lampang, 1995-1997

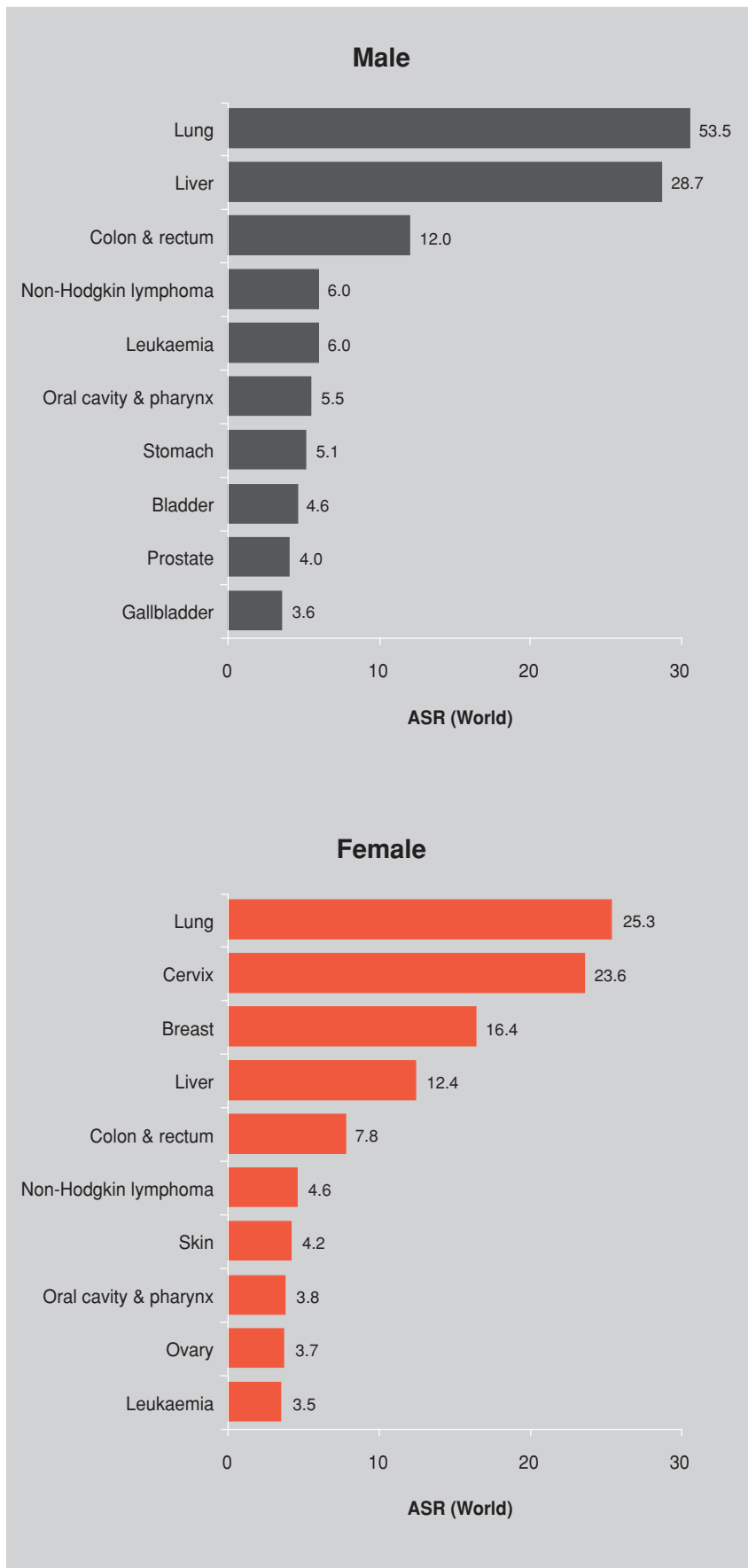


Table 1 Percentage of histologically verified and death certificate only cases, Lampung 1995-1997

	Male			Female		
	Cases	%HV	%DCO	Cases	%HV	%DCO
Oral cavity	46	84.8	4.3	46	76.1	8.7
Oropharynx	14	85.7	0.0	5	80.0	0.0
Nasopharynx	36	83.3	0.0	17	82.4	0.0
Hypopharynx	7	100.0	0.0	2	100.0	0.0
Pharynx unspecified	4	75.0	0.0	1	100.0	0.0
Oesophagus	23	34.8	8.7	11	54.5	9.1
Stomach	64	65.6	6.3	45	60.0	6.7
Small intestine	4	75.0	0.0	2	100.0	0.0
Colon	99	54.5	19.2	75	56.0	20.0
Rectum	50	86.0	2.0	33	78.8	0.0
Liver	354	27.4	20.6	167	21.6	15.6
Gallbladder etc.	43	53.5	4.7	42	54.8	9.5
Pancreas	32	50.0	0.0	23	34.8	4.3
Nose, sinuses etc.	6	66.7	0.0	7	85.7	0.0
Larynx	41	78.0	2.4	14	85.7	0.0
Bronchus, lung	646	65.2	9.9	338	63.3	10.4
Bone	2	50.0	50.0	11	72.7	27.3
Connective tissue	8	87.5	0.0	9	100.0	0.0
Mesothelioma	3	100.0	0.0	2	100.0	0.0
Melanoma of skin	8	100.0	0.0	8	100.0	0.0
Other skin	28	89.3	10.7	50	96.0	4.0
Breast	5	80.0	0.0	225	88.4	1.3
Cervix uteri	0	0.0	0.0	325	89.8	3.4
Placenta	0	0.0	0.0	2	100.0	0.0
Corpus uteri	0	0.0	0.0	39	76.9	15.4
Ovary etc.	0	0.0	0.0	52	71.2	1.9
Other female genital	0	0.0	0.0	8	100.0	0.0
Prostate	51	82.4	3.9	0	0.0	0.0
Testis	6	66.7	0.0	0	0.0	0.0
Penis	21	71.4	4.8	0	0.0	0.0
Bladder	56	82.1	0.0	30	83.3	0.0
Kidney etc.	19	57.9	10.5	8	87.5	12.5
Brain, nervous system	17	70.6	17.6	5	60.0	20.0
Thyroid	9	33.3	22.2	29	82.8	0.0
Lymphoma	82	100.0	0.0	64	100.0	0.0
Leukaemia	77	100.0	0.0	48	100.0	0.0
All sites	2 196	58.5	15.9	1 991	68.9	11.0

Table 2 Lampang (1995-1997), Annual Incidence per 100 000 by Age Group (years) - Male

Site	All Ages	Age Unk.	0-	5-	10-	15-	20-	25-	30-	35-	40-	45-	50-	55-	60-	65-	70-	75+	Crude Rate	ASR (W)	ICD (10th)
Lip	3	0	-	-	1.1	-	-	-	-	-	-	-	-	-	-	-	4.4	-	0.3	0.2	C00
Tongue	20	0	-	-	-	1.1	-	-	-	0.9	1.1	1.5	-	-	12.4	-	13.2	25.9	1.7	1.6	C01-C02
Salivary gland	5	0	-	-	-	-	0.9	-	-	-	-	-	-	4.1	-	-	8.8	-	0.4	0.4	C07-C08
Mouth	18	0	-	-	-	1.1	-	-	-	0.9	-	-	-	4.1	4.1	-	22.1	25.9	1.5	1.4	C03-C06
Oropharynx	14	0	-	-	-	-	0.9	-	-	0.9	2.1	-	4.1	2.0	4.1	5.7	4.4	7.4	1.2	1.1	C09-C10
Nasopharynx	36	0	-	-	-	-	0.9	0.8	-	2.6	8.5	2.9	12.0	8.1	6.2	11.4	8.8	7.4	3.0	2.8	C11
Hypopharynx	7	0	-	-	-	-	-	-	-	-	-	-	-	2.0	2.1	-	4.4	14.8	0.6	0.5	C12-C13
Pharynx unspecified	4	0	-	-	-	-	-	-	-	-	1.1	-	-	2.0	-	2.9	-	-	0.3	0.3	C14
Oesophagus	23	0	-	-	-	-	-	-	-	-	-	2.9	4.1	4.1	6.2	14.3	13.2	22.2	1.9	1.9	C15
Stomach	64	0	-	-	-	-	-	1.8	0.8	2.6	4.2	-	8.2	10.0	22.7	34.3	48.5	40.8	5.3	5.1	C16
Small intestine	4	0	-	-	-	-	-	-	-	-	-	-	-	4.1	2.1	-	-	3.7	0.3	0.3	C17
Colon	99	0	-	-	-	-	1.1	2.7	2.5	4.3	9.5	7.3	10.0	16.0	30.9	57.1	57.3	44.5	8.3	7.9	C18
Rectum	50	0	-	-	-	-	2.1	0.8	0.8	2.6	2.1	4.4	6.1	10.0	22.7	20.0	35.3	18.5	4.2	4.1	C19-C21
Liver	354	0	-	-	1.1	-	3.7	12.0	6.9	31.8	31.8	55.0	71.0	111.0	115.4	140.0	132.3	126.0	29.6	28.7	C22
Gallbladder etc.	43	0	-	-	-	-	0.9	-	0.9	2.1	2.1	7.3	6.1	4.1	12.4	17.1	44.1	25.9	3.6	3.6	C23-C24
Pancreas	32	0	-	-	-	-	-	0.8	1.7	1.1	1.1	5.8	6.1	8.1	10.3	25.7	8.8	3.7	2.7	2.6	C25
Nose, sinuses etc.	6	0	-	-	-	-	-	-	0.8	0.9	-	1.5	-	-	-	2.9	4.4	3.7	0.5	0.4	C30-C31
Larynx	41	0	-	-	-	-	-	-	0.9	2.1	2.1	1.5	4.1	16.0	4.1	25.7	44.1	22.2	3.4	3.4	C32
Bronchus, lung	646	0	-	-	-	-	-	1.8	7.4	6.9	30.8	29.0	118.0	199.0	290.5	365.7	339.6	54.0	53.5	53.5	C33-C34
Other thoracic organs	1	0	-	-	-	-	-	-	-	-	-	-	2.0	-	-	-	-	-	0.1	0.1	C37-C38
Bone	2	0	-	-	-	-	-	-	-	-	-	1.5	-	-	-	2.9	-	-	0.2	0.2	C40-C41
Connective tissue	8	0	-	-	1.1	-	-	-	0.8	-	-	1.5	4.1	-	-	2.9	-	3.7	0.7	0.7	C47; C49
Mesothelioma	3	0	-	-	-	-	-	-	-	0.9	-	-	-	2.0	-	-	-	3.7	0.3	0.2	C45
Kaposi's sarcoma	0	0	-	-	-	-	-	-	-	-	-	-	-	-	-	-	-	-	0.0	0.0	C46
Melanoma of skin	8	0	-	-	-	-	-	-	-	0.9	-	1.5	-	-	4.1	5.7	-	7.4	0.7	0.6	C43
Other skin	28	0	-	-	-	1.1	-	-	-	-	1.1	2.9	4.1	2.0	12.4	11.4	26.5	18.5	2.3	2.3	C44
Breast	5	0	-	-	-	-	-	-	-	-	2.1	-	-	-	2.1	-	4.4	3.7	0.4	0.4	C50
Prostate	51	0	-	-	-	-	-	-	-	-	-	-	-	4.1	144.4	22.9	30.9	100.1	4.3	4.0	C61
Testis	6	0	-	-	-	-	1.1	0.9	0.8	-	-	-	2.0	-	2.1	-	4.4	-	0.5	0.5	C62
Penis	21	0	-	-	-	-	-	-	0.8	0.9	3.2	4.4	4.1	12.0	6.2	-	4.4	3.7	1.8	1.7	C60
Other male genital	2	0	-	-	-	-	-	-	-	-	-	-	-	2.0	-	-	-	-	0.2	0.2	C63
Bladder	56	0	-	-	-	-	-	-	-	1.7	1.1	7.3	4.1	12.0	16.5	31.4	39.7	44.5	4.7	4.6	C67
Kidney etc.	19	0	0.1	-	-	-	-	-	0.8	0.9	1.1	-	4.1	6.1	6.2	11.4	8.8	3.7	1.6	1.6	C64-C66; C68
Eye	3	0	-	-	-	-	-	-	-	0.9	-	-	-	4.1	-	-	-	-	0.3	0.2	C69
Brain, nervous system	17	0	-	-	1.1	-	-	0.9	1.6	-	4.2	-	4.1	2.0	4.1	8.6	4.4	-	1.4	1.3	C70-C72
Thyroid	9	0	-	-	-	-	-	-	-	0.9	-	-	-	2.0	2.1	2.9	17.6	3.7	0.8	0.7	C73
Other endocrine	0	0	-	-	-	-	-	-	-	-	-	-	-	-	-	-	-	-	0.0	0.0	C74-C75
Hodgkin's disease	6	0	0.3	-	-	-	2.1	-	-	-	-	-	-	-	-	2.9	-	3.7	0.5	0.6	C81
Non-Hodgkin lymphoma	76	0	-	1.1	1.1	1.1	4.2	4.6	3.3	6.9	4.2	12.0	14.0	2.0	20.6	28.6	22.1	25.9	6.4	6.0	C82-C85; C96
Multiple myeloma	5	0	-	-	-	-	-	-	-	-	-	1.5	2.0	2.0	2.1	-	4.4	-	0.4	0.4	C88; C90
Lymphoid leukaemia	24	0	0.8	1.1	2.2	3.4	1.1	-	1.6	-	-	-	-	-	2.1	8.6	8.8	11.1	2.0	2.3	C91
Myeloid leukaemia	30	0	0.1	1.1	-	1.1	3.2	-	3.3	4.3	3.2	2.9	2.0	0	12.4	2.9	-	7.4	2.5	2.3	C92
Monocytic leukaemia	0	0	-	-	-	-	-	-	-	-	-	-	-	-	-	-	-	-	0.0	0.0	C93
Other leukaemia	0	0	-	-	-	-	-	-	-	-	-	-	-	-	-	-	-	-	0.0	0.0	C94
Leukaemia unspecified	18	0	-	-	-	2.3	-	0.9	1.6	2.6	3.2	1.5	2.0	-	2.1	2.9	4.4	3.7	1.5	1.4	C95
Other and unspecified	329	0	0.1	1.1	-	2.3	5.3	28.0	24.0	16.0	23.3	26.0	59.0	77.0	88.6	120.0	132.3	77.8	27.5	25.7	O&U
All sites	2 196	0	13	4	6	11	24	49	64	69	144	182	361	535	744	988	1 107	1 001	183.5	178.0	ALL

Table 3 Lampang (1995-1997), Annual Incidence per 100 000 by Age Group (years) - Female

Site	All Ages	Age Unk.	0-	5-	10-	15-	20-	25-	30-	35-	40-	45-	50-	55-	60-	65-	70-	75+	Crude Rate	ASR (W)	ICD (10th)
Lip	6	0	-	-	-	-	-	-	-	-	-	-	-	-	-	2.5	11.1	5.4	0.5	0.4	C00
Tongue	7	0	-	-	-	-	-	-	-	0.9	2.1	-	-	3.9	-	-	7.4	-	0.6	0.5	C01-C02
Salivary gland	6	0	-	-	-	1.0	-	-	-	-	1.1	1.5	2.0	2.0	1.9	-	-	-	0.5	0.5	C07-C08
Mouth	27	0	-	-	-	-	-	-	-	-	-	-	2.0	3.9	9.5	4.9	18.4	29.5	2.2	1.8	C03-C06
Oropharynx	5	0	-	-	-	-	-	-	-	-	-	-	2.0	2.0	2.0	2.5	3.7	5.4	0.4	0.4	C09-C10
Nasopharynx	17	0	-	-	1.1	-	-	1.6	0.9	-	-	3.0	2.0	2.0	1.9	9.9	10.7	1.4	1.2	C11	
Hypopharynx	2	0	-	-	-	-	-	-	-	-	-	-	-	-	-	4.9	-	0.2	0.1	C12-C13	
Pharynx unspecified	1	0	-	-	-	-	-	-	-	-	-	-	-	-	-	-	2.7	0.1	0.1	C14	
Oesophagus	11	0	-	-	-	-	-	-	-	-	-	1.5	4.0	-	3.8	4.9	11.1	2.7	0.9	0.9	C15
Stomach	45	0	-	-	-	-	-	0.9	3.3	4.4	2.1	3.0	6.0	15.8	5.7	12.3	25.8	13.4	3.7	3.2	C16
Small intestine	2	0	-	-	1.1	-	-	-	-	-	-	-	-	-	1.9	-	-	-	0.2	0.2	C17
Colon	75	0	-	-	-	1.0	1.0	9.0	2.4	3.5	5.3	3.0	16.0	17.8	15.3	19.8	44.3	37.5	6.2	5.4	C18
Rectum	33	0	-	-	-	-	0.9	0.9	-	4.4	2.1	1.5	8.0	3.9	3.8	12.3	22.1	10.7	2.7	2.4	C19-C21
Liver	167	0	-	-	-	1.1	-	1.8	-	4.4	11.0	13.0	27.9	47.4	61.1	59.3	99.6	53.6	13.7	12.4	C22
Gallbladder etc.	42	0	-	-	-	-	-	-	-	1.1	1.1	4.5	8.0	13.8	15.3	22.2	29.5	5.4	3.5	3.3	C23-C24
Pancreas	23	0	-	-	-	-	-	-	-	-	-	1.5	2.0	7.9	7.6	12.3	7.4	16.1	1.9	1.6	C25
Nose, sinuses etc.	7	0	-	-	-	-	1.0	0.9	0.8	-	-	1.5	-	-	1.9	-	3.7	2.7	0.6	0.5	C30-C31
Larynx	14	0	-	-	-	-	-	-	-	-	-	-	2.0	2.0	5.7	12.3	7.4	5.4	1.2	1.0	C32
Bronchus, lung	338	0	-	-	-	2.1	-	0.8	0.8	4.4	17.0	25.0	51.8	98.7	128.0	126.0	236.0	105.0	27.8	25.3	C33-C34
Other thoracic organs	0	0	-	-	-	-	-	-	-	-	-	-	-	-	-	-	-	-	0.0	0.0	C37-C38
Bone	11	0	0.2	-	-	1.1	1.0	0.9	0.8	0.9	2.1	-	2.0	2.0	1.9	2.5	-	-	0.9	0.8	C40-C41
Connective tissue	9	0	-	-	-	-	1.0	-	-	0.9	-	-	2.0	2.0	1.9	2.5	3.7	-	0.2	0.7	C47, C49
Mesothelioma	2	0	-	-	-	-	-	-	-	-	-	-	-	-	-	-	-	-	0.0	0.1	C45
Kaposi's sarcoma	0	0	0.2	-	-	-	-	-	-	-	-	-	-	-	-	-	-	-	0.0	0.0	C46
Melanoma of skin	8	0	-	-	1.1	-	-	-	-	-	1.1	-	-	2.0	1.9	-	7.4	2.7	0.7	0.7	C43
Other skin	50	0	-	-	-	-	-	-	0.8	0.9	5.3	6.0	6.0	9.9	13.4	12.3	21.2	34.8	4.1	3.5	C44
Breast	225	0	-	-	-	-	-	2.7	12.2	30.8	31.0	63.0	53.8	33.6	42.0	32.1	25.8	40.2	18.5	16.4	C50
Uterus unspecified	0	0	-	-	-	-	-	-	-	-	-	-	-	-	-	-	-	-	0.0	0.0	C55
Cervix uteri	325	0	-	-	-	2.1	8.9	18.8	31.7	66.0	66.0	94.0	53.8	51.3	53.5	46.9	51.6	40.2	26.7	23.6	C53
Placenta	2	0	-	-	-	-	0.9	0.8	-	-	-	-	-	-	-	-	-	-	0.2	0.1	C58
Corpus uteri	39	0	-	-	-	-	2.7	2.4	1.8	2.6	3.2	6.0	14.0	11.8	5.7	9.9	11.1	2.7	3.2	3.0	C54
Ovary etc.	52	0	-	-	1.1	-	0.9	8.2	2.6	4.2	7.4	7.4	6.0	11.8	17.2	17.3	-	8.0	4.3	3.7	C56
Other female genital	8	0	-	-	-	-	-	-	0.9	-	-	-	2.0	2.0	1.9	7.4	-	2.7	0.7	0.6	C51-C52; C57
Bladder	30	0	-	-	-	-	-	-	-	2.1	2.1	3.0	6.0	5.9	7.6	9.9	25.8	13.4	2.5	2.2	C67
Kidney etc.	8	0	0.4	1.1	-	-	-	-	-	-	-	-	2.0	2.0	1.9	-	3.7	2.7	0.7	0.8	C64-C66; C68
Eye	2	0	-	-	-	-	-	-	-	-	-	-	-	-	-	-	3.7	2.7	0.2	0.1	C69
Brain, nervous system	5	0	-	-	-	1.0	1.0	0.9	3.3	3.5	2.1	1.5	-	-	1.9	-	-	-	0.4	0.4	C70-C72
Thyroid	29	0	-	-	-	1.1	1.0	0.9	3.3	3.5	2.1	3.0	2.0	2.0	9.5	7.4	11.1	2.7	2.4	2.0	C73
Other endocrine	0	0	-	-	-	-	-	-	-	-	-	-	-	-	-	-	-	-	0.0	0.0	C74-C75
Hodgkin's disease	5	0	-	1.1	-	1.1	1.0	1.8	-	-	-	-	-	-	-	-	-	-	0.4	0.4	C81
Non-Hodgkin lymphoma	59	0	-	-	-	1.0	1.0	2.7	2.4	3.5	2.1	-	10.0	13.8	24.8	17.3	14.8	26.8	4.8	4.2	C82-C85; C96
Multiple myeloma	2	0	-	-	-	-	-	-	-	-	-	-	-	2.0	1.9	-	-	-	0.2	0.2	C88; C90
Lymphoid leukaemia	10	0	0.2	1.1	-	1.0	1.0	0.9	1.6	0.9	4.2	-	-	2.0	-	2.5	-	-	0.8	0.8	C91
Myeloid leukaemia	23	0	0.2	-	-	-	-	0.9	1.6	0.9	-	3.0	4.0	2.0	9.5	-	-	10.7	1.9	1.7	C92
Monocytic leukaemia	0	0	-	-	-	-	-	-	-	-	-	-	-	-	-	-	-	-	0.0	0.0	C93
Other leukaemia	0	0	-	-	-	-	-	-	-	-	-	-	-	-	-	-	-	-	0.0	0.0	C94
Leukaemia unspecified	13	0	0.4	-	-	-	-	1.8	1.6	2.6	-	1.5	-	2.0	3.8	-	-	-	1.1	1.0	C95
Other and unspecified	246	0	-	-	4.5	4.1	2.7	9.0	11.4	11.4	22.0	15.0	47.9	59.2	91.7	81.5	81.1	61.6	20.2	18.1	O&U
All sites	1 991	0	10	3	4	10	19	34	73	117	188	263	345	436	556	558	789	563	163.6	146.1	ALL

Table 4 Lampang (1995-1997), Number of Cases by Age Group (years) - Male

Site	All Ages	Age Unk.	0-	5-	10-	15-	20-	25-	30-	35-	40-	45-	50-	55-	60-	65-	70-	75+	%	ICD (10th)
Lip	3	0	0	0	1	0	0	0	0	0	1	0	0	0	0	0	1	0	0.1 %	C00
Tongue	20	0	0	0	0	0	1	0	0	0	1	1	0	0	0	0	3	7	0.9 %	C01-C02
Salivary gland	5	0	0	0	0	0	0	1	0	0	0	0	0	2	0	0	2	0	0.2 %	C07-C08
Mouth	18	0	0	0	0	0	0	0	0	1	0	0	0	2	0	0	5	7	0.8 %	C03-C06
Oropharynx	14	0	0	0	0	0	0	0	0	1	2	0	2	1	2	2	2	2	0.6 %	C09-C10
Nasopharynx	36	0	0	0	0	0	0	0	1	3	8	2	6	4	3	4	2	2	1.6 %	C11
Hypopharynx	7	0	0	0	0	0	0	0	0	0	0	0	0	1	1	0	1	4	0.3 %	C12-C13
Pharynx unspecified	4	0	0	0	0	0	0	0	0	0	0	0	0	1	1	0	1	4	0.2 %	C14
Oesophagus	23	0	0	0	0	0	0	0	0	0	0	2	2	2	3	5	3	6	1.0 %	C15
Stomach	64	0	0	0	0	0	0	2	1	3	4	0	4	5	11	12	11	11	2.9 %	C16
Small intestine	4	0	0	0	0	0	0	0	0	0	0	0	0	2	1	0	0	1	0.2 %	C17
Colon	99	0	0	0	0	0	0	0	0	3	5	9	5	8	15	20	13	12	4.5 %	C18
Rectum	50	0	0	0	0	0	2	0	1	3	2	3	5	5	11	7	6	5	2.3 %	C19-C21
Liver	354	0	0	0	1	0	0	4	14	8	30	38	35	55	56	49	30	34	16.1 %	C22
Gallbladder etc.	43	0	0	0	0	0	0	1	0	1	2	5	3	2	6	6	10	7	1.5 %	C23-C24
Pancreas	32	0	0	0	0	0	0	0	1	2	1	4	3	4	5	9	2	1	1.5 %	C25
Nose, sinuses etc.	6	0	0	0	0	0	0	0	0	1	0	1	0	0	0	1	1	1	0.3 %	C30-C31
Larynx	41	0	0	0	0	0	0	0	0	1	2	1	2	8	2	9	10	6	1.9 %	C32
Bronchus, lung	646	0	0	0	0	0	0	2	9	8	29	20	58	98	141	128	77	76	29.4 %	C33-C34
Other thoracic organs	1	0	0	0	0	0	0	0	0	0	0	0	1	0	0	0	0	0	0.0 %	C37-C38
Bone	2	0	0	0	0	0	0	0	0	0	0	1	0	0	0	1	0	0	0.1 %	C40-C41
Connective tissue	8	0	0	0	0	1	1	0	0	0	0	1	2	0	0	1	0	1	0.4 %	C47; C49
Mesothelioma	3	0	0	0	0	0	0	0	0	1	0	0	0	1	0	0	0	1	0.1 %	C45
Kaposi's sarcoma	0	0	0	0	0	0	0	0	0	0	0	0	0	0	0	0	0	0	0.0 %	C46
Melanoma of skin	8	0	0	0	0	0	0	0	0	1	0	0	0	0	2	2	0	2	0.4 %	C43
Other skin	28	0	0	0	0	0	1	0	0	0	1	2	2	1	6	4	6	5	1.3 %	C44
Breast	5	0	0	0	0	0	0	0	0	0	2	0	0	0	1	0	1	1	0.2 %	C50
Prostate	51	0	0	0	0	0	0	0	0	0	0	0	0	2	7	8	7	27	2.3 %	C61
Testis	6	0	0	0	0	0	1	1	1	1	0	0	1	0	1	0	1	0	0.3 %	C62
Penis	21	0	0	0	0	0	0	0	0	1	3	3	2	6	3	0	1	1	1.0 %	C60
Other male genital	2	0	0	0	0	0	0	0	0	0	0	0	0	1	0	0	0	1	0.1 %	C63
Bladder	56	0	0	0	0	0	0	0	0	0	0	0	0	1	3	4	2	12	2.6 %	C67
Kidney etc.	19	0	1	0	0	0	0	0	1	1	1	0	2	3	3	4	2	1	0.9 %	C64-C66; C68
Eye	3	0	0	0	0	0	0	0	0	1	0	0	0	2	0	0	0	0	0.1 %	C69
Brain, nervous system	17	0	0	0	0	0	0	1	2	0	4	0	2	2	2	3	1	0	0.8 %	C70-C72
Thyroid	9	0	0	0	0	0	0	0	0	1	0	0	0	1	1	1	4	1	0.4 %	C73
Other endocrine	0	0	0	0	0	0	0	0	0	0	0	0	0	0	0	0	0	0	0.0 %	C74-C75
Hodgkin's disease	6	0	2	0	0	0	2	0	0	0	0	0	0	0	0	1	0	1	0.3 %	C81
Non-Hodgkin lymphoma	76	0	0	1	1	1	4	5	4	8	4	8	7	1	10	10	5	7	3.5 %	C82-C85; C96
Multiple myeloma	5	0	0	0	0	0	0	0	0	0	0	0	1	1	1	1	0	0	0.2 %	C88; C90
Lymphoid leukaemia	24	0	6	1	2	3	1	0	2	0	0	0	0	0	1	3	2	3	1.1 %	C92
Myeloid leukaemia	30	0	1	1	0	1	3	0	4	5	3	2	1	0	6	1	0	2	1.4 %	C93
Monocytic leukaemia	0	0	0	0	0	0	0	0	0	0	0	0	0	0	0	0	0	0	0.0 %	C94
Other leukaemia	0	0	0	0	0	0	0	0	0	0	0	0	0	0	0	0	0	0	0.0 %	C95
Leukaemia unspecified	18	0	1	0	0	2	0	1	2	3	3	1	1	0	1	1	1	1	0.8 %	O&U
Other and unspecified	329	0	0	1	0	2	5	31	29	18	22	18	29	38	43	42	30	21	15.0 %	O&U
All sites	2 196	0	11	4	6	10	23	54	78	80	136	125	177	264	361	346	251	270	100.0 %	ALL

Table 5 Lampang (1995-1997), Number of Cases by Age Group (years) - Female

Site	All Ages	Age Unk.	0	5	10	15	20	25	30	35	40	45	50	55	60	65	70	75+	%	ICD (10th)
Lip	6	0	0	0	0	0	0	0	0	0	0	0	0	0	0	1	3	2	0.3 %	C00
Tongue	7	0	0	0	0	0	0	0	0	0	2	0	0	2	0	0	2	0	0.4 %	C01-C02
Salivary gland	6	0	0	0	0	0	0	0	0	0	1	1	1	1	0	0	0	0	0.3 %	C07-C08
Mouth	27	0	0	0	0	0	0	0	0	0	1	1	1	2	5	2	5	11	1.4 %	C03-C06
Oropharynx	5	0	0	0	0	0	0	0	0	0	0	0	1	0	0	1	1	2	0.3 %	C09-C10
Nasopharynx	17	0	0	0	0	0	0	0	2	1	0	2	1	1	1	4	0	4	0.9 %	C11
Hypopharynx	2	0	0	0	0	0	0	0	0	0	0	0	0	0	0	2	0	0	0.1 %	C12-C13
Pharynx unspecified	1	0	0	0	0	0	0	0	0	0	0	0	0	0	0	0	0	1	0.1 %	C14
Oesophagus	11	0	0	0	0	0	0	0	0	0	0	1	2	0	2	2	3	1	0.6 %	C15
Stomach	45	0	0	0	0	0	0	1	4	5	2	2	3	8	3	5	7	5	2.3 %	C16
Small intestine	2	0	0	0	0	0	0	0	0	0	0	0	0	0	1	0	0	0	0.1 %	C17
Colon	75	0	0	0	0	1	1	1	3	4	5	2	8	9	8	12	14	14	3.8 %	C18
Rectum	33	0	0	0	0	1	0	1	0	5	2	1	4	2	2	5	6	4	1.7 %	C19-C21
Liver	167	0	0	0	0	0	0	2	0	5	10	9	14	24	32	24	27	20	8.4 %	C22
Gallbladder etc.	42	0	0	0	0	0	0	0	0	0	1	3	4	7	8	9	8	2	2.1 %	C23-C24
Pancreas	23	0	0	0	0	0	0	0	0	0	0	1	1	4	5	2	6	2	1.2 %	C25
Nose, sinuses etc.	7	0	0	0	0	0	0	1	1	0	0	0	0	0	0	0	1	1	0.4 %	C30-C31
Larynx	14	0	0	0	0	0	0	0	0	0	0	0	1	1	3	5	2	2	0.7 %	C32
Bronchus, lung	338	0	0	0	0	0	2	0	0	1	16	17	26	50	67	51	64	39	17.0 %	C33-C34
Other thoracic organs	0	0	0	0	0	0	0	0	0	0	0	0	0	0	0	0	0	0	0.0 %	C37-C38
Bone	11	0	0	0	0	1	1	1	1	1	2	0	1	1	1	1	0	0	0.6 %	C40-C41
Connective tissue	9	0	0	0	0	0	0	0	0	0	0	0	0	0	0	0	0	0	0.5 %	C42
Mesothelioma	2	0	0	0	0	0	0	0	0	0	0	0	0	0	0	0	0	0	0.1 %	C43
Kaposi's sarcoma	0	0	0	0	0	0	0	0	0	0	0	0	0	0	0	0	0	0	0.0 %	C44
Melanoma of skin	8	0	0	0	0	0	0	0	0	0	1	0	0	1	1	0	2	1	0.4 %	C45
Other skin	50	0	0	0	0	0	0	0	1	1	5	4	3	5	7	5	6	13	2.5 %	C46
Breast	225	0	0	0	0	0	3	15	15	35	29	42	27	17	22	13	7	15	11.3 %	C50
Uterus unspecified	0	0	0	0	0	0	0	0	0	0	0	0	0	0	0	0	0	0	0.0 %	C55
Cervix uteri	325	0	0	0	0	2	10	23	36	62	62	63	27	26	28	19	14	15	16.3 %	C53
Placenta	2	0	0	0	0	0	0	1	1	0	0	0	0	0	0	0	0	0	0.1 %	C58
Corpus uteri	39	0	0	0	0	0	3	3	2	3	4	5	3	6	3	4	3	1	2.0 %	C54
Ovary etc.	52	0	0	0	0	0	1	10	3	2	3	4	7	6	9	7	0	3	2.6 %	C56
Other female genital	8	0	0	0	0	0	0	0	0	1	0	0	1	1	1	3	0	1	0.4 %	C51-C52; C57
Bladder	30	0	0	0	0	0	0	0	0	0	2	2	3	4	4	7	5	5	1.5 %	C67
Kidney etc.	8	0	0	0	0	0	0	0	0	0	0	0	1	1	1	1	1	1	0.4 %	C64-C66; C68
Eye	2	0	0	0	0	0	0	0	0	0	0	0	0	0	0	0	0	0	0.1 %	C69
Brain, nervous system	5	0	0	0	0	0	0	0	0	0	0	0	0	0	0	0	0	0	0.1 %	C70-C72
Thyroid	2.9	0	0	0	0	0	1	1	4	4	2	1	1	1	1	0	0	0	0.3 %	C73
Other endocrine	0	0	0	0	0	0	0	0	0	0	0	0	0	0	0	0	0	0	0.0 %	C74-C75
Hodgkin's disease	5	0	0	0	0	0	0	0	0	0	0	0	0	0	0	0	0	0	0.3 %	C81
Non-Hodgkin lymphoma	59	0	0	0	0	0	0	0	0	0	0	0	0	0	0	0	0	0	3.0 %	C82-C85; C96
Multiple myeloma	2	0	0	0	0	0	0	0	0	0	0	0	0	0	0	0	0	0	0.1 %	C88; C90
Lymphoid leukaemia	10	0	0	0	0	0	0	0	0	0	0	0	0	0	0	0	0	0	0.5 %	C91
Myeloid leukaemia	23	0	0	0	0	0	0	0	0	0	0	0	0	0	0	0	0	0	1.2 %	C92
Monocytic leukaemia	0	0	0	0	0	0	0	0	0	0	0	0	0	0	0	0	0	0	0.0 %	C93
Other leukaemia	0	0	0	0	0	0	0	0	0	0	0	0	0	0	0	0	0	0	0.0 %	C94
Leukaemia unspecified	13	0	0	0	0	0	0	0	0	0	0	0	0	0	0	0	0	0	0.7 %	C95
Other and unspecified	246	0	0	0	0	0	0	0	0	0	0	0	0	0	0	0	0	0	12.4 %	O&U
All sites	1991	0	8	3	4	9	18	38	89	133	177	177	173	221	291	226	214	210	100.0 %	ALL

Figure 3 Population pyramid, Lampang, 1999

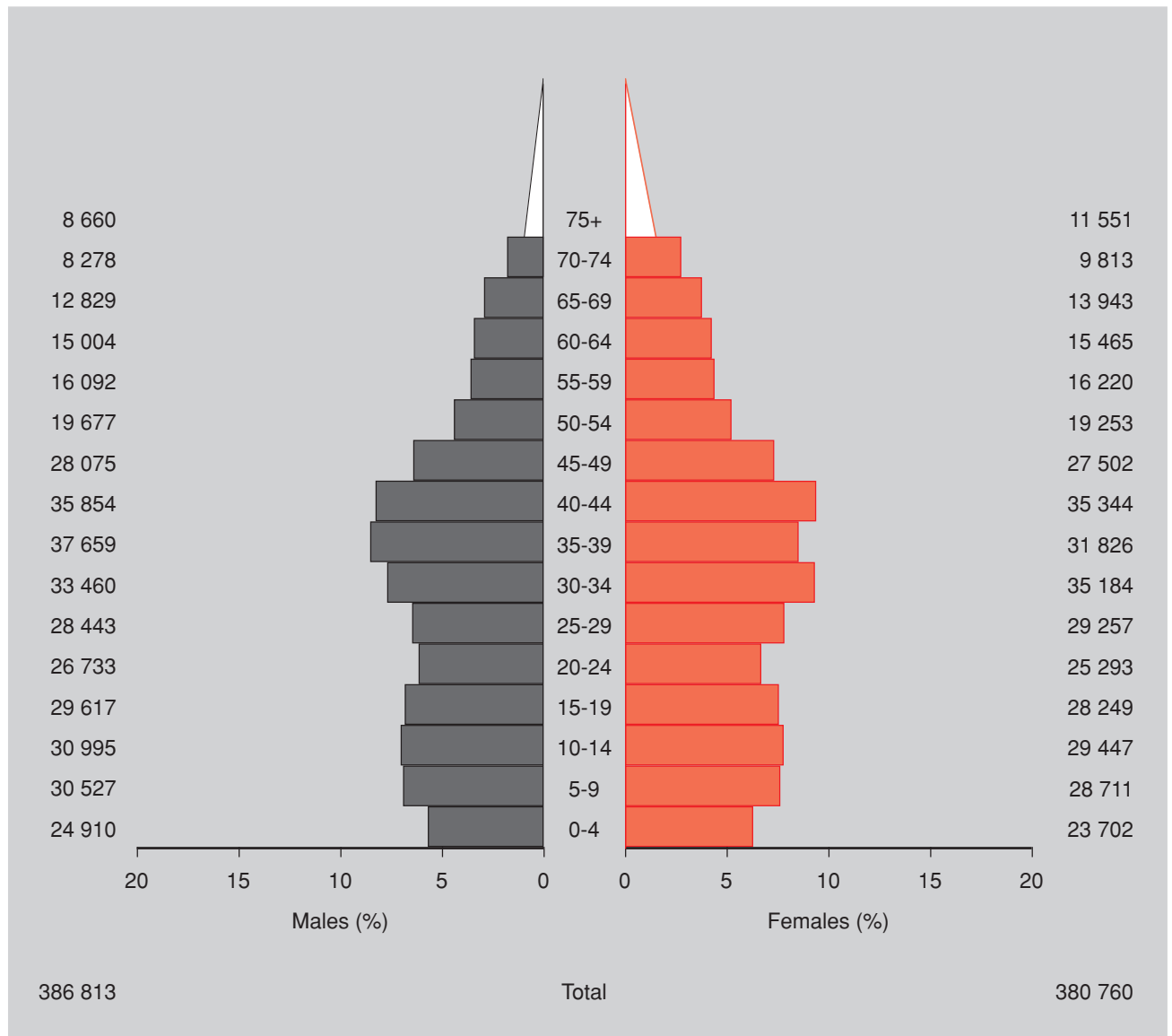


Figure 4 Leading cancers in Lampang, 1998-2000

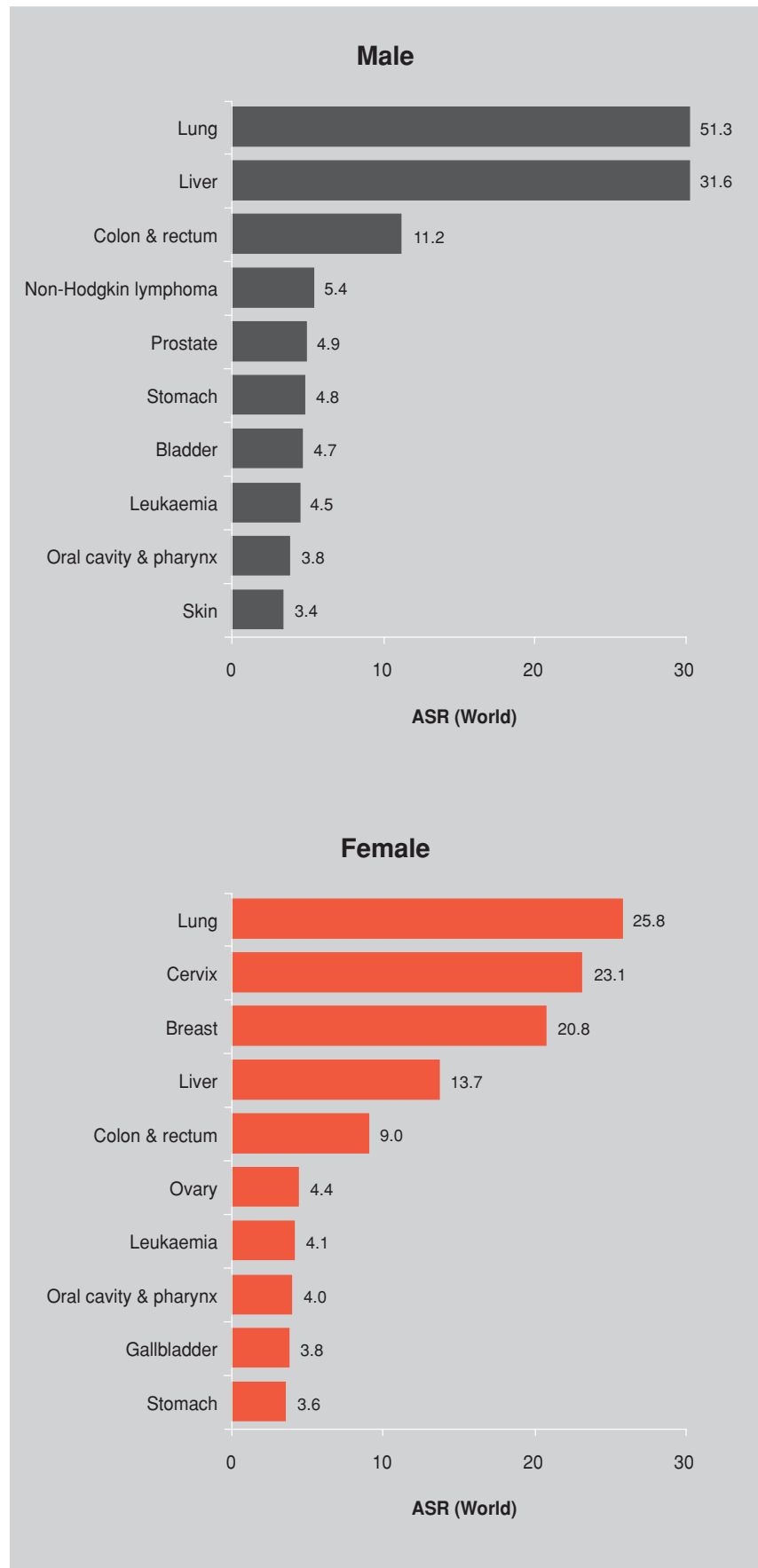


Table 6 Percentage of histologically verified and death certificate only cases, Lampang 1998-2000

	Male			Female		
	Cases	%HV	%DCO	Cases	%HV	%DCO
Oral cavity	29	82.8	6.9	54	88.9	3.7
Oropharynx	15	93.3	0.0	3	100.0	0.0
Nasopharynx	27	85.2	0.0	21	81.0	0.0
Hypopharynx	6	83.3	0.0	2	50.0	0.0
Pharynx unspecified	0	0.0	0.0	1	100.0	0.0
Oesophagus	19	68.4	10.5	11	45.5	18.2
Stomach	64	68.8	17.2	51	66.7	19.6
Colon	101	53.5	27.7	106	38.7	40.6
Rectum	46	80.4	2.2	26	92.3	0.0
Liver	416	25.0	25.5	193	23.3	30.1
Gallbladder etc.	36	55.6	8.3	56	51.8	3.6
Pancreas	22	36.4	13.6	31	41.9	0.0
Nose, sinuses etc.	6	100.0	0.0	6	50.0	0.0
Larynx	25	80.0	16.0	16	81.3	0.0
Bronchus, lung	656	65.1	17.2	364	67.9	15.1
Bone	2	50.0	50.0	13	23.1	61.5
Connective tissue	14	100.0	0.0	7	100.0	0.0
Mesothelioma	1	100.0	0.0	0	0.0	0.0
Melanoma of skin	9	100.0	0.0	3	100.0	0.0
Other skin	44	97.7	0.0	50	100.0	0.0
Breast	1	100.0	0.0	298	87.9	3.7
Cervix uteri	0	0.0	0.0	328	94.5	0.3
Placenta	0	0.0	0.0	1	100.0	0.0
Corpus uteri	0	0.0	0.0	41	73.2	17.1
Ovary etc.	0	0.0	0.0	61	70.5	0.0
Other female genital	0	0.0	0.0	11	81.8	0.0
Prostate	66	87.9	4.5	0	0.0	0.0
Testis	8	75.0	0.0	0	0.0	0.0
Penis	19	94.7	0.0	0	0.0	0.0
Bladder	62	79.0	1.6	24	70.8	8.3
Kidney etc.	18	61.1	16.7	9	66.7	11.1
Eye	2	100.0	0.0	1	100.0	0.0
Brain, nervous system	13	69.2	30.8	15	66.7	26.7
Thyroid	9	55.6	11.1	43	79.1	7.0
Lymphoma	73	100.0	2.7	52	100.0	1.9
Leukaemia and multiple myeloma	57	100.0	0.0	57	100.0	0.0
All sites	2 045	61.8	15.5	2 080	71.7	11.3

Table 7 Lampang (1998-2000), Annual Incidence per 100 000 by Age Group (years) - Male

Site	All Ages	Age Unk.	0-	5-	10-	15-	20-	25-	30-	35-	40-	45-	50-	55-	60-	65-	70-	75+	Crude Rate	ASR (W)	ICD (10h)
Lip	2	0	-	-	-	-	-	-	-	-	-	1.2	-	-	-	2.5	-	-	0.2	0.1	C00
Tongue	11	0	-	-	-	-	-	-	-	-	1.8	1.2	1.8	4.4	4.3	5.0	3.9	-	0.9	0.9	C01-C02
Salivary gland	4	0	-	-	-	-	-	-	-	-	0.9	0.9	-	2.2	-	-	3.9	3.5	0.3	0.3	C07-C08
Mouth	12	0	-	-	-	1.1	-	-	-	0.8	0.9	5.0	-	2.2	-	-	3.9	10.4	1.0	0.9	C03-C06
Oropharynx	15	0	-	-	-	-	-	0.0	0.0	4.4	1.8	3.7	0.0	4.4	4.3	0.0	11.6	10.4	1.2	1.1	C09-C10
Nasopharynx	27	0	-	-	-	2.2	-	0.9	2.5	2.8	2.8	1.2	13.0	2.2	4.3	10.0	7.7	3.5	2.2	2.1	C11
Hypopharynx	6	0	-	-	-	-	-	-	-	-	-	-	-	2.2	4.3	-	7	3.5	0.5	0.5	C12-C13
Pharynx unspecified	0	0	-	-	-	-	-	-	-	-	-	-	-	-	-	-	-	-	0.0	0.0	C14
Oesophagus	19	0	-	-	-	-	-	-	-	-	1.8	1.2	1.8	6.6	6.5	10.0	-	17.3	1.6	1.4	C15
Stomach	64	0	-	-	-	1.1	-	1.0	-	3.4	5.5	5.0	13.0	4.4	6.5	39.9	42.5	31.1	5.3	4.8	C16
Small intestine	4	0	-	-	-	-	-	-	-	-	-	1.2	1.8	-	-	2.5	3.9	-	0.3	0.3	C17
Colon	101	0	-	-	-	-	1.2	2.0	3.5	5.9	5.5	6.2	14.0	15.0	36.8	39.9	30.9	45.0	8.4	7.7	C18
Rectum	46	0	-	-	-	-	1.0	1.0	2.5	2.5	0.9	3.7	3.6	6.6	10.8	27.4	38.7	24.2	3.8	3.5	C19-C21
Liver	416	1	-	1.1	-	-	2.0	12.0	13.0	33.2	33.2	50.0	80.0	93.0	134.2	147.2	220.4	148.8	34.6	31.6	C22
Gallbladder etc.	36	0	-	-	-	-	-	-	-	-	0.9	3.7	5.5	6.6	17.3	7.5	27.1	27.7	3.0	2.8	C23-C24
Pancreas	22	0	-	-	-	-	-	-	-	-	2.8	2.5	3.6	6.6	4.3	7.5	3.9	20.8	1.8	1.7	C25
Nose, sinuses etc.	6	0	-	-	-	-	-	0.9	-	-	-	1.2	1.8	-	-	-	3.9	6.9	0.5	0.4	C30-C31
Larynx	25	0	-	-	-	-	-	-	0.8	-	-	1.2	1.8	2.2	4.3	15.0	11.6	34.6	2.1	1.9	C32
Bronchus, lung	656	0	-	-	-	-	2.0	6.2	8.4	17.5	37.0	37.0	107.0	157.0	257.6	331.8	417.7	339.2	54.6	51.3	C33-C34
Other thoracic organs	0	0	-	-	-	-	-	-	-	-	-	-	-	-	-	-	-	-	0.0	0.0	C37-C38
Bone	2	0	-	-	-	-	-	-	-	-	-	-	-	-	2.2	-	-	3.5	0.2	0.2	C40-C41
Connective tissue	14	0	1.3	-	-	-	-	1.0	0.9	0.8	0.9	2.5	7.3	-	-	2.5	3.9	3.5	1.2	1.1	C47; C49
Mesothelioma	1	0	-	-	-	-	-	-	-	-	-	-	-	-	2.2	-	-	-	0.1	0.1	C45
Kaposi's sarcoma	0	0	-	-	-	-	-	-	-	-	-	-	-	-	-	-	-	-	0.0	0.0	C46
Melanoma of skin	9	0	-	-	-	-	-	-	-	-	-	1.2	3.6	-	4.3	5.0	3.9	3.5	0.7	0.7	C43
Other skin	44	0	-	-	-	-	1.0	0.9	-	1.8	1.8	2.5	3.6	13.0	10.8	17.5	34.8	31.1	3.7	3.4	C44
Breast	1	0	-	-	-	-	-	-	-	-	-	-	-	-	-	-	-	3.5	0.1	0.1	C50
Prostate	66	0	-	-	-	-	-	1.0	0.9	2.5	0.9	1.2	1.8	-	8.8	10.8	69.6	100.4	5.5	4.9	C61
Testis	8	0	-	-	-	-	-	-	-	-	2.8	3.7	3.6	2.2	8.7	2.5	3.9	13.8	0.7	0.5	C62
Penis	19	0	-	-	-	-	-	-	-	-	-	-	-	-	-	-	-	-	1.6	1.4	C60
Other male genital	1	0	-	-	-	-	-	-	-	-	-	-	-	-	-	-	-	-	0.1	0.1	C63
Bladder	62	0	-	-	-	-	-	2.6	0.8	-	-	-	5.5	8.8	23.8	29.9	50.3	51.9	5.2	4.7	C67
Kidney etc.	18	0	-	-	-	-	-	-	2.5	1.8	1.8	1.2	1.8	8.8	6.5	7.5	-	3.5	1.5	1.3	C64-C66; C68
Eye	2	0	1.3	-	-	-	-	-	-	-	-	-	-	-	2.2	-	-	-	0.2	0.2	C69
Brain, nervous system	13	0	1.3	-	-	1.1	1.0	2.6	-	-	1.8	-	1.8	2.2	4.3	2.5	-	-	1.1	1.0	C70-C72
Thyroid	9	0	-	-	-	-	-	-	-	-	-	-	-	-	4.3	7.5	7.7	3.5	0.7	0.7	C73
Other endocrine	2	0	1.3	-	-	-	-	-	-	0.8	-	-	-	-	-	-	-	-	0.2	0.2	C74-C75
Hodgkin's disease	2	0	-	-	-	-	-	-	-	-	-	1.2	-	-	-	2.5	-	-	0.2	0.1	C81
Non-Hodgkin lymphoma	71	0	-	1.1	1.1	1.1	1.2	3.0	2.6	3.4	7.4	5.0	9.1	18.0	19.5	2.4	7.7	27.7	5.9	5.4	C82-C85; C96
Multiple myeloma	4	0	-	-	-	-	-	-	-	-	0.9	-	-	-	2.2	-	7.7	-	0.3	0.3	C88; C90
Lymphoid leukaemia	20	0	6.3	4.3	1.1	-	1.2	1.0	-	0.8	1.8	1.2	-	-	4.3	2.5	-	3.5	1.7	2.0	C91
Myeloid leukaemia	22	0	-	-	-	-	-	-	2.6	0.8	0.9	3.7	1.8	-	4.3	10.0	11.6	10.4	1.8	1.6	C92
Monocytic leukaemia	1	0	-	-	-	-	-	-	-	-	-	-	-	-	-	2.5	-	-	-	0.1	C93
Other leukaemia	0	0	-	-	-	-	-	-	-	-	-	-	-	-	-	-	-	-	0.0	0.0	C94
Leukaemia unspecified	10	0	1.3	-	1.1	-	2.3	1.0	0.9	0.8	0.9	-	1.8	-	-	2.5	-	-	0.8	0.8	C95
Other and unspecified	172	0	-	1.1	-	3.4	-	2.0	7.0	10.0	4.6	22.0	26.0	40.0	54.1	59.9	100.6	55.4	14.3	13.2	O&U
All sites	2 045	1	13	9	7	10	6	19	45	60	103	171	326	415	662	558	1 145	1 042	170.2	157.5	ALL

Table 8 Lampang (1998-2000), Annual Incidence per 100 000 by Age Group (years) - Female

Site	All Ages	Age Unk.	0-	5-	10-	15-	20-	25-	30-	35-	40-	45-	50-	55-	60-	65-	70-	75+	Crude Rate	ASR (W)	ICD (10th)
Lip	7	0	-	-	-	-	-	-	-	-	-	-	1.8	-	2.1	4.4	-	7.6	0.6	0.5	C00
Tongue	13	0	-	-	-	-	-	-	0.8	-	1.9	2.5	-	4.2	-	2.2	9.6	5.0	1.1	0.8	C01-C02
Salivary gland	6	0	-	-	-	1.1	-	-	-	0.8	0.9	-	-	-	-	4.4	3.2	-	0.5	0.4	C07-C08
Mouth	28	0	-	-	-	1.1	-	-	-	-	0.9	2.5	-	6.4	12.4	4.4	6.4	27.7	2.3	1.9	C03-C06
Oropharynx	3	0	-	-	-	-	-	-	-	-	0.9	-	-	-	-	-	-	5.0	0.2	0.2	C09-C10
Nasopharynx	21	0	-	-	-	-	1.0	1.7	0.8	0.9	0.9	3.7	9.1	-	8.3	4.4	6.4	1.7	1.6	0.1	C11
Hypopharynx	2	0	-	-	-	-	-	-	-	-	-	-	-	-	2.1	-	-	2.5	0.2	0.1	C12-C13
Pharynx unspecified	1	0	-	-	-	-	-	-	-	-	0.9	-	-	-	-	-	-	-	0.1	0.1	C14
Oesophagus	11	0	-	-	-	-	-	-	-	0.8	-	-	-	6.4	2.1	4.4	9.6	2.5	0.9	0.8	C15
Stomach	51	0	-	-	-	-	2.9	-	-	3.4	2.8	6.2	9.1	8.5	16.5	17.8	19.2	12.6	4.2	3.6	C16
Small intestine	1	0	-	-	-	-	-	-	-	-	-	-	-	-	-	-	-	2.5	0.1	0.1	C17
Colon	106	0	-	-	-	-	2.2	2.9	3.4	3.4	5.6	8.7	10.9	29.7	33.0	33.3	32.0	47.8	8.6	7.3	C18
Rectum	26	0	-	-	-	1.1	-	-	1.7	2.5	0.9	5.0	1.8	6.4	2.1	8.9	12.8	7.6	2.1	1.7	C19-C21
Liver	193	0	1.3	-	-	-	-	0.8	0.8	2.5	7.4	14.0	25.5	50.9	84.6	71.1	76.9	83.1	15.7	13.7	C22
Gallbladder etc.	56	0	-	-	-	-	1.0	-	-	0.8	3.7	3.7	5.5	8.5	14.4	33.3	32.0	20.1	4.6	3.8	C23-C24
Pancreas	31	0	-	-	-	-	-	-	-	-	0.9	1.2	7.3	2.1	14.4	17.8	6.4	17.6	2.5	2.2	C25
Nose, sinuses etc.	6	0	-	-	-	-	-	-	-	-	-	3.7	-	-	2.1	-	-	5.0	0.5	0.4	C30-C31
Larynx	16	0	-	-	-	-	-	-	-	-	-	-	1.8	-	4.1	17.8	6.4	7.6	1.3	1.1	C32
Bronchus, lung	364	1	-	-	1.1	-	-	4.2	6.7	7.4	32.0	32.0	65.6	82.6	124.0	189.0	154.0	116.0	29.7	25.8	C33-C34
Other thoracic organs	1	0	-	-	-	-	-	0.8	-	-	-	-	-	-	-	-	-	-	0.1	0.1	C37-C38
Bone	13	0	-	-	-	3.4	-	1.9	0.8	-	1.9	-	-	2.1	4.1	-	3.2	2.5	1.1	1.0	C40-C41
Connective tissue	7	0	-	-	-	-	-	1.0	-	-	2.8	1.2	-	-	2.1	-	3.2	-	0.6	0.5	C47, C49
Mesothelioma	0	0	-	-	-	-	-	-	-	-	-	-	-	-	-	-	-	-	0.0	0.0	C45
Kaposi's sarcoma	0	0	-	-	-	-	-	-	-	-	-	-	-	-	-	-	-	-	0.0	0.0	C46
Melanoma of skin	3	0	-	-	-	-	-	-	-	-	-	-	1.8	-	-	2.2	-	2.5	0.2	0.2	C43
Other skin	50	0	1.3	-	-	-	-	-	1.7	0.8	0.9	2.5	3.6	10.6	8.3	22.2	22.4	37.8	4.1	3.3	C44
Breast	298	0	-	-	-	1.1	2.9	10.1	27.7	45.0	57.0	57.0	74.7	61.5	70.2	37.8	54.5	42.8	24.3	20.8	C50
Uterus unspecified	0	0	-	-	-	-	-	-	-	-	-	-	-	-	-	-	-	-	0.0	0.0	C55
Cervix uteri	328	0	-	-	1.1	-	3.8	10.1	26.8	58.0	53.0	53.0	94.8	80.5	70.2	51.1	38.4	35.2	26.8	23.1	C53
Placenta	1	0	-	-	-	-	-	-	-	0.8	-	-	-	-	-	-	-	-	0.1	0.1	C58
Corpus uteri	41	0	-	-	-	-	-	-	0.8	2.5	3.7	6.2	5.5	23.3	8.3	8.9	16.0	2.5	3.3	3.0	C54
Ovary etc.	61	0	-	-	-	2.3	2.2	2.9	4.2	4.2	5.6	8.7	14.6	10.6	18.6	8.9	6.4	7.6	5.0	4.4	C56
Other female genital	11	0	-	-	-	-	1.0	1.0	1.7	0.8	-	1.2	1.8	-	4.1	6.7	-	2.5	0.9	0.7	C51-C52; C57
Bladder	24	0	-	-	-	-	-	-	1.7	-	-	1.2	1.8	-	8.3	8.9	6.4	25.2	2.0	1.5	C67
Kidney etc.	9	0	-	-	-	-	-	-	-	1.8	-	1.2	1.8	-	4.1	4.4	6.4	-	0.7	0.6	C64-C66; C68
Eye	1	0	-	-	-	-	-	-	-	-	-	-	-	-	2.1	-	-	-	0.1	0.1	C69
Brain, nervous system	15	0	1.3	1.1	-	-	1.0	0.8	2.5	0.9	1.2	1.8	1.8	2.1	2.1	2.2	3.2	2.5	1.2	1.1	C70-C72
Thyroid	43	0	-	-	-	3.3	-	-	1.7	1.7	4.7	8.7	5.5	10.6	8.3	11.1	12.8	7.6	3.5	3.0	C73
Other endocrine	3	0	-	-	-	-	-	-	-	-	-	2.5	-	-	-	-	3.2	-	0.2	0.2	C74-C75
Hodgkin's disease	0	0	-	-	-	-	-	-	-	-	-	-	-	-	-	-	-	-	0.0	0.0	C81
Non-Hodgkin lymphoma	52	0	-	-	-	-	1.0	2.5	0.8	3.7	1.2	1.2	5.5	19.1	10.3	13.3	12.8	32.7	4.2	3.5	C82-C85; C96
Multiple myeloma	6	0	-	-	-	-	-	-	-	0.8	1.2	-	-	2.1	2.1	2.2	-	5.0	0.5	0.4	C88; C90
Lymphoid leukaemia	16	0	4.0	2.3	1.1	-	1.0	-	0.8	0.9	2.5	-	-	-	4.1	2.2	3.2	2.5	1.3	1.5	C91
Myeloid leukaemia	20	0	-	-	-	-	1.9	-	-	2.5	0.9	-	3.6	2.1	10.3	4.4	3.2	7.6	1.6	1.4	C92
Monocytic leukaemia	0	0	-	-	-	-	-	-	-	-	-	-	-	-	-	-	-	-	0.0	0.0	C93
Other leukaemia	1	0	-	-	-	-	-	-	-	-	0.9	-	-	-	-	-	-	-	0.1	0.1	C94
Leukaemia unspecified	14	0	-	-	-	1.1	-	-	0.8	0.8	0.9	2.5	3.6	6.4	2.1	4.4	-	-	1.1	1.1	C95
Other and unspecified	120	0	27	-	-	-	3.8	3.4	3.4	7.4	8.7	16.4	16.4	21.2	37.1	40.0	57.7	45.3	9.8	8.4	O&U
All sites	2 080	0	11	3	6	9	12	30	54	99	173	244	374	458	598	644	628	632	169.7	146.0	ALL

Table 9 Lampung (1998-2000), Number of Cases by Age Group (years) - Male

Site	All Ages	Age Unk.	0-	5-	10-	15-	20-	25-	30-	35-	40-	45-	50-	55-	60-	65-	70-	75+	%	ICD (10th)
Lip	2	0	0	0	0	0	0	0	0	0	0	1	0	0	0	1	0	0	0.1 %	C00
Tongue	11	0	0	0	0	0	0	0	0	0	2	1	1	2	2	2	1	1	0.5 %	C01-C02
Salivary gland	4	0	0	0	0	0	0	0	0	0	1	1	0	1	0	0	1	1	0.2 %	C07-C08
Mouth	12	0	0	0	1	0	0	0	0	1	1	4	0	1	1	0	1	3	0.6 %	C03-C06
Oropharynx	15	0	0	0	0	0	0	0	0	0	2	3	0	2	0	0	3	3	0.7 %	C09-C10
Nasopharynx	27	0	0	0	2	0	0	0	1	3	3	1	7	1	2	4	2	1	1.3 %	C11
Hypopharynx	6	0	0	0	0	0	0	0	0	0	0	0	0	0	0	0	2	1	0.3 %	C12-C13
Pharynx unspecified	0	0	0	0	0	0	0	0	0	0	0	0	0	0	0	0	0	0	0.0 %	C14
Oesophagus	19	0	0	0	0	0	0	0	0	0	2	1	1	3	3	4	0	5	0.9 %	C15
Stomach	64	0	0	0	0	0	0	1	0	4	6	4	7	2	3	16	11	9	3.1 %	C16
Small intestine	4	0	0	0	0	0	0	0	0	0	0	0	1	0	0	1	1	0	0.2 %	C17
Colon	101	0	0	0	2	0	1	2	4	7	6	5	13	7	17	16	8	13	4.9 %	C18
Rectum	46	0	0	0	0	0	0	1	0	3	1	3	2	3	5	11	10	7	2.2 %	C19-C21
Liver	416	1	0	1	0	0	0	2	14	15	36	40	44	42	62	59	57	43	20.3 %	C22
Gallbladder etc.	36	0	0	0	0	0	0	0	0	0	1	3	3	3	8	3	7	8	1.8 %	C23-C24
Pancreas	22	0	0	0	0	0	0	0	0	0	3	2	2	3	2	3	1	6	1.1 %	C25
Nose, sinuses etc.	6	0	0	0	0	0	0	0	0	1	0	1	1	0	0	0	1	2	0.3 %	C30-C31
Larynx	25	0	0	0	0	0	0	0	0	1	0	1	1	0	2	6	3	10	1.2 %	C32
Bronchus, lung	656	0	0	0	0	0	0	2	7	10	19	3	059	71	119	133	108	98	32.1 %	C33-C34
Other thoracic organs	0	0	0	0	0	0	0	0	0	0	0	0	0	0	0	0	0	0	0.0 %	C37-C38
Bone	2	0	0	0	0	0	0	0	0	0	0	0	0	0	1	0	0	1	0.1 %	C40-C41
Connective tissue	14	0	1	0	0	0	0	1	1	1	1	2	4	0	0	0	1	1	0.7 %	C42, C49
Mesothelioma	1	0	0	0	0	0	0	0	0	0	0	0	0	0	1	0	0	0	0.0 %	C45
Kaposi's sarcoma	0	0	0	0	0	0	0	0	0	0	0	0	0	0	0	0	0	0	0.0 %	C46
Melanoma of skin	9	0	0	0	0	0	0	0	0	0	0	1	2	0	2	2	1	1	0.4 %	C43
Other skin	44	0	0	0	0	0	0	1	1	0	2	2	2	6	5	7	9	9	2.2 %	C44
Breast	1	0	0	0	0	0	0	0	0	0	0	0	0	0	0	0	0	1	0.0 %	C50
Prostate	66	0	0	0	0	0	0	0	0	0	0	0	0	4	5	10	18	29	3.2 %	C61
Testis	8	0	0	0	0	0	0	1	1	3	1	1	1	0	0	0	0	0	0.4 %	C62
Penis	19	0	0	0	0	0	0	0	0	0	3	3	2	1	4	1	1	4	0.9 %	C60
Other male genital	1	0	0	0	0	0	0	0	0	0	0	0	0	0	0	0	0	0	0.0 %	C63
Bladder	62	0	0	0	0	0	0	0	0	3	1	0	3	4	11	12	13	15	3.0 %	C67
Kidney etc.	18	0	0	0	0	0	0	0	0	0	2	1	1	4	3	3	0	1	0.9 %	C64-C66; C68
Eye	2	0	1	0	0	0	0	0	0	0	0	0	0	0	0	0	0	0	0.1 %	C69
Brain, nervous system	13	0	1	0	0	1	0	1	3	0	2	0	1	1	2	1	0	0	0.6 %	C70-C72
Thyroid	9	0	0	0	1	0	0	0	0	0	0	0	0	0	2	3	2	1	0.4 %	C73
Other endocrine	2	0	1	0	0	0	0	0	0	1	0	0	0	0	0	0	0	0	0.1 %	C74-C75
Hodgkin's disease	2	0	0	0	0	0	0	0	0	0	0	0	0	0	0	0	0	0	0.1 %	C81
Non-Hodgkin lymphoma	71	0	0	1	1	1	1	3	3	4	8	4	5	8	9	13	2	8	3.5 %	C82-C85; C96
Multiple myeloma	4	0	0	0	0	0	0	0	0	0	1	0	0	0	1	0	2	0	0.2 %	C88; C90
Lymphoid leukaemia	20	0	5	4	1	0	0	1	0	1	2	1	1	0	2	1	0	1	1.0 %	C91
Myeloid leukaemia	22	0	0	1	0	0	0	0	3	1	1	3	1	0	2	4	3	3	1.1 %	C92
Monocytic leukaemia	1	0	0	0	0	0	0	0	0	0	0	0	0	0	0	0	0	0	0.0 %	C93
Other leukaemia	0	0	0	0	0	0	0	0	0	0	0	0	0	0	0	0	0	0	0.0 %	C94
Leukaemia unspecified	10	0	1	0	1	0	2	1	1	1	1	0	1	0	0	1	0	0	0.5 %	C95
Other and unspecified	172	0	0	1	0	3	0	2	8	12	5	18	14	18	25	24	26	16	8.4 %	O&U
All sites	2 045	1	10	8	9	6	5	19	51	72	112	138	179	188	306	344	296	301	100.0 %	ALL

Table 10 Lampang (1998-2000), Number of Cases by Age Group (years) - Female

Site	All Ages	Age Unk.	0-	5-	10-	15-	20-	25-	30-	35-	40-	45-	50-	55-	60-	65-	70-	75+	%	ICD (10th)
Lip	7	0	0	0	0	0	0	0	0	0	0	0	1	0	1	2	0	3	0.3 %	C00
Tongue	13	0	0	0	0	0	0	0	1	0	2	0	0	2	0	1	3	2	0.6 %	C01-C02
Salivary gland	6	0	0	0	1	0	0	0	0	0	1	0	0	0	0	2	1	0	0.3 %	C07-C08
Mouth	28	0	0	0	1	0	0	0	0	0	1	0	0	3	6	2	2	11	1.3 %	C03-C06
Oropharynx	3	0	0	0	0	0	0	0	0	0	1	0	0	0	0	0	0	2	0.1 %	C09-C10
Nasopharynx	21	0	0	0	0	0	0	1	2	1	1	3	5	0	4	2	2	0	1.0 %	C11
Hypopharynx	2	0	0	0	0	0	0	0	0	0	0	0	0	0	1	0	0	1	0.1 %	C12-C13
Pharynx unspecified	1	0	0	0	0	0	0	0	0	0	1	0	0	0	0	0	0	0	0.0 %	C14
Oesophagus	11	0	0	0	0	0	0	0	0	1	0	0	0	3	1	2	3	1	0.5 %	C15
Stomach	51	0	0	0	0	0	0	3	0	4	3	5	5	4	8	8	6	5	2.5 %	C16
Small intestine	1	0	0	0	0	0	0	0	0	0	0	0	0	0	0	0	0	1	0.0 %	C17
Colon	106	0	0	0	0	0	2	3	4	4	6	7	6	14	16	15	10	19	5.1 %	C18
Rectum	26	0	0	0	0	0	0	0	2	3	1	4	1	3	1	4	4	3	1.2 %	C19-C21
Liver	193	0	1	0	0	0	1	0	1	3	8	11	14	24	41	32	24	33	9.3 %	C22
Gallbladder etc.	56	0	0	0	0	0	0	1	0	1	4	3	3	4	7	15	10	8	2.7 %	C23-C24
Pancreas	31	0	0	0	0	0	0	0	0	0	1	1	4	1	7	8	2	7	1.5 %	C25
Nose, sinuses etc.	6	0	0	0	0	0	0	0	0	0	0	0	0	0	1	0	0	2	0.3 %	C30-C31
Larynx	16	0	0	0	0	0	0	0	0	0	0	0	1	0	2	8	2	3	0.8 %	C32
Bronchus, lung	364	1	0	0	1	0	1	0	5	8	8	26	36	39	60	85	48	46	17.5 %	C33-C34
Other thoracic organs	1	0	0	0	0	0	0	0	1	0	0	0	0	0	0	0	0	0	0.0 %	C37-C38
Bone	13	0	0	0	0	3	0	2	1	0	2	0	0	1	2	0	1	1	0.6 %	C40-C41
Connective tissue	7	0	0	0	0	0	0	1	0	0	3	1	0	0	1	0	1	0	0.3 %	C47, C49
Mesothelioma	0	0	0	0	0	0	0	0	0	0	0	0	0	0	0	0	0	0	0.0 %	C45
Kaposi's sarcoma	0	0	0	0	0	0	0	0	0	0	0	0	0	0	0	0	0	0	0.0 %	C46
Melanoma of skin	3	0	0	0	0	0	0	0	0	0	0	0	1	0	0	1	0	1	0.1 %	C43
Other skin	50	0	1	0	0	0	2	1	2	1	1	2	2	5	4	10	7	15	2.4 %	C44
Breast	298	0	0	0	0	0	1	3	12	33	48	46	41	29	34	17	17	17	14.3 %	C50
Uterus unspecified	0	0	0	0	0	0	0	0	0	0	0	0	0	0	0	0	0	0	0.0 %	C55
Cervix uteri	328	0	0	0	1	0	1	4	12	32	62	43	52	38	34	23	12	14	15.8 %	C53
Placenta	1	0	0	0	0	0	0	0	1	0	0	0	0	0	0	0	0	0	0.0 %	C58
Corpus uteri	41	0	0	0	0	0	0	0	1	3	4	5	3	11	4	4	5	1	2.0 %	C54
Ovary etc.	61	0	0	0	0	2	2	3	5	5	6	7	8	5	9	4	2	3	2.9 %	C56
Other female genital	11	0	0	0	0	0	0	1	2	1	0	1	0	0	2	3	0	1	0.5 %	C51-C52; C57
Bladder	24	0	0	0	0	0	0	0	2	0	0	1	1	0	4	4	2	10	1.2 %	C67
Kidney etc.	9	0	0	0	0	0	0	0	0	1	0	1	1	0	2	2	0	0	0.4 %	C64-C66; C68
Eye	1	0	0	0	0	0	0	0	0	0	0	0	0	0	1	0	0	0	0.0 %	C69
Brain, nervous system	15	0	1	1	0	0	0	1	1	3	1	1	1	1	1	1	1	1	0.7 %	C70-C72
Thyroid	43	0	0	0	0	0	3	0	2	2	5	7	3	5	4	5	4	3	2.1 %	C73
Other endocrine	3	0	0	0	0	0	0	0	0	0	0	2	0	0	0	0	0	0	0.1 %	C74-C75
Hodgkin's disease	0	0	0	0	0	0	0	0	0	0	0	0	0	0	0	0	0	0	0.0 %	C81
Non-Hodgkin lymphoma	52	0	0	0	2	0	0	1	3	1	4	1	3	9	5	6	4	13	2.5 %	C82-C85; C96
Multiple myeloma	6	0	0	0	0	0	0	0	0	0	0	1	0	1	1	1	0	2	0.3 %	C88; C90
Lymphoid leukaemia	16	0	3	2	1	0	0	1	1	1	1	2	1	0	2	1	1	1	0.8 %	C91
Myeloid leukaemia	20	0	0	0	0	0	0	2	0	3	1	0	2	1	5	2	1	3	1.0 %	C92
Monocytic leukaemia	1	0	0	0	0	0	0	0	0	0	0	0	0	0	0	0	0	0	0.0 %	C93
Other leukaemia	1	0	0	0	0	0	0	0	0	0	1	1	0	0	0	0	0	0	0.0 %	C94
Leukaemia unspecified	14	0	0	0	0	1	0	1	1	1	1	2	2	3	1	2	0	0	0.7 %	C95
Other and unspecified	120	0	2	0	0	0	0	4	4	4	8	7	9	10	18	18	18	18	5.8 %	O&U
All sites	2 080	1	8	3	5	8	11	31	64	118	186	197	205	216	290	290	196	251	100.0 %	ALL