

APPENDICES

APPENDIX

A

CHIANG MAI
CANCER
REGISTRY

*Yupa Sumitsawan, M.D.
Songphol Srisukho, M.D.*

GEOGRAPHY AND POPULATION

Chiang Mai is one of the 19 provinces of the northern region of Thailand, situated in the upper part of the region about 310 meters above sea level at latitude 16°-18° N and longitude 99° E. To the north of Chiang Mai are Myanmar and Chiang Rai province, Lampang province is to the east, Lamphun to the south, and Mae Hong Son to the west.

The land area is 20 107 square kilometers. Chiang Mai province is divided into 22 districts and 2 subdistricts. Chiang Mai administration consists of one municipal and 8 sanitary districts. The population of Chiang Mai is 1.5 million, with 12.2% living in municipal area. The population density is 79 persons per square kilometer. The highest population density is in Muang district (1 541 per km²), followed by Saraphi, San Patong, San Kamphaeng, and San Sai. The lowest is in Mae Chaem district (19.1 per km²).

The population is mainly

Thai, and the other ethnics are Chinese, Laotian, Burmese, and hill-tribes.

The most important occupations are farming of rice, peanuts, sugar beans, longans, lynchies, strawberries and tobacco. Weaving, wood-carving and handicrafts are the main industries. An important feature of the lifestyle of males and females in old generations is smoking of home produced cigars and cigarettes. People start this behaviour since they were young.

REGISTRY PROCEDURES

Hospital based registry was established since 1963 by Prof. Okas Blangura, head of the Department of Surgery. The first population based cancer registration in Thailand was established in Chiang Mai province in 1986 and the first report was published in 1989 (Martin *et al.*, 1989). The data of cancer patients are collected from university hospital, provincial hospitals, community hospitals, pathology laboratories, medical clinics, and death certificates.

Figure 1 Population pyramid, Chiang Mai, 1996

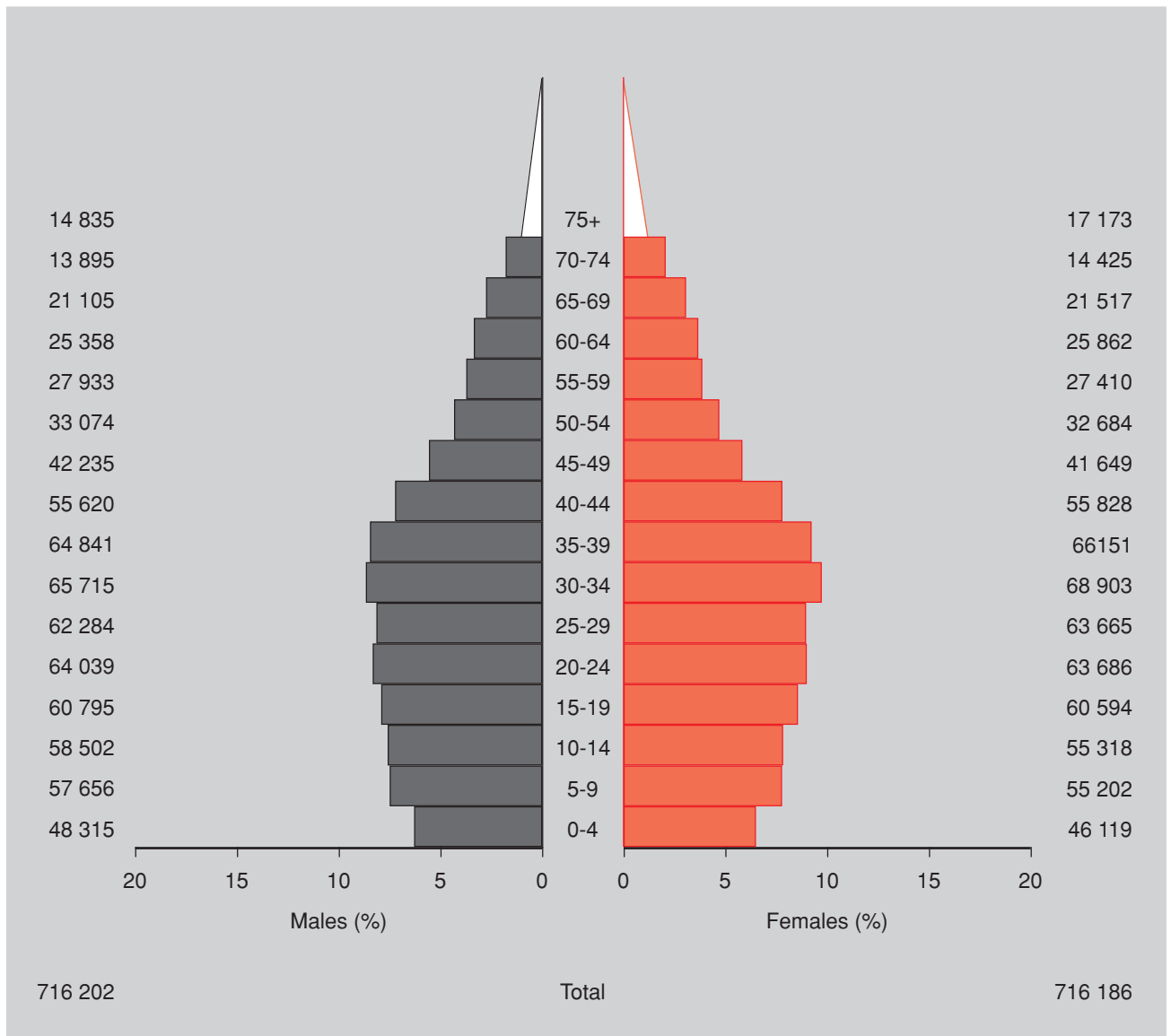


Figure 2 Leading cancers in Chiang Mai, 1995-1997

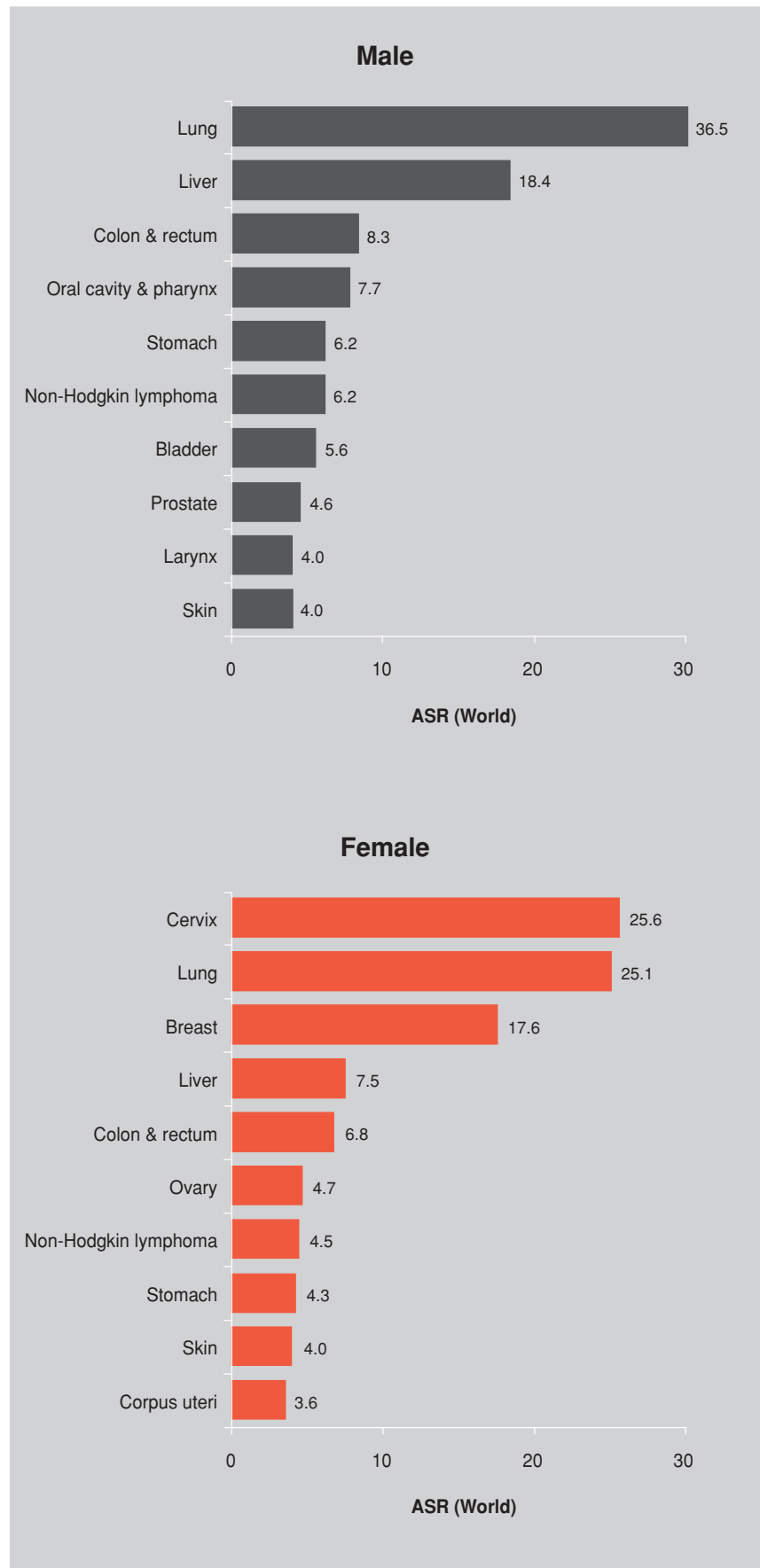


Table 1 Chiang Mai (1995-1997), Annual Incidence per 100 000 by Age Group (years) - Male

Site	All Ages	Age Unk.	0-	5-	10-	15-	20-	25-	30-	35-	40-	45-	50-	55-	60-	65-	70-	75+	Crude Rate	ASR (W)	ICD (10th)
Lip	3	0	-	-	-	-	-	-	-	-	0.5	-	-	-	-	1.6	-	2.1	0.1	0.1	C00
Tongue	44	0	-	-	-	0.6	-	-	-	0.9	0.5	3.2	2.5	4.0	9.0	11.1	9.7	27.5	2.1	2.1	C01-C02
Salivary gland	7	0	-	-	-	-	-	-	0.5	-	-	-	-	-	1.3	3.2	4.8	-	0.3	0.3	C07-C08
Mouth	44	0	-	-	-	0.6	-	-	0.5	-	1.1	1.6	6.3	5.3	6.5	11.1	19.3	19.0	2.1	2.1	C08-C06
Oropharynx	23	0	-	-	-	0.6	-	-	-	-	1.6	0.8	2.5	1.3	5.2	6.4	2.4	12.7	1.1	1.1	C09-C10
Nasopharynx	72	0	-	-	0.6	0.6	2.9	1.0	2.3	2.1	2.1	12.0	10.1	13.2	7.7	8.0	12.1	10.6	3.4	3.4	C11
Hypopharynx	41	0	-	-	-	-	-	-	-	-	-	0.8	-	5.3	9.0	11.1	24.2	25.4	1.9	1.9	C12-C13
Pharynx unspecified	3	0	-	-	-	-	-	-	-	-	-	-	-	-	1.3	1.6	2.4	-	0.1	0.1	C14
Oesophagus	43	0	-	-	-	-	-	-	-	0.5	0.5	1.6	5.1	4.0	16.8	11.1	16.9	10.6	2.0	2.1	C15
Stomach	132	0	-	-	-	-	0.6	1.4	1.8	1.8	4.8	8.0	6.3	23.8	36.1	36.6	38.7	31.7	6.3	6.2	C16
Small intestine	10	0	-	-	-	-	-	-	-	0.5	-	1.6	1.3	1.3	1.3	3.2	2.4	2.1	0.5	0.5	C17
Colon	100	0	-	-	-	1.2	-	-	1.4	0.5	6.4	4.8	8.9	9.3	29.7	20.7	36.2	23.3	4.7	4.7	C18
Rectum	79	0	-	-	-	-	0.6	1.0	2.3	3.2	3.2	0.8	7.6	9.3	168	15.9	24.2	38.1	3.7	3.6	C19-C21
Liver	404	0	-	-	-	3.7	3.5	10.5	14.7	24.2	35.9	35.9	41.9	60.8	78.7	71.7	70.1	71.9	19.2	18.4	C22
Gallbladder etc.	33	0	-	-	-	0.6	-	-	-	0.5	1.1	2.4	1.3	4.0	2.6	9.6	21.7	10.6	1.6	1.5	C23-C24
Pancreas	28	0	-	-	-	-	-	-	-	-	2.1	1.6	2.5	4.0	2.6	8.0	2.4	19.0	1.3	1.3	C25
Nose, sinuses etc.	8	0	-	-	-	-	-	-	-	0.5	1.1	1.6	1.3	1.3	1.3	1.6	-	2.1	0.4	0.3	C30-C31
Larynx	83	0	-	-	-	-	-	-	-	-	1.6	0.8	8.9	11.9	12.9	31.9	41.1	33.8	3.9	4.0	C32
Bronchus, lung	749	0	-	-	-	3.7	8.6	6.7	10.6	16.1	16.1	26.4	86.3	124.2	207.7	248.4	224.7	118.4	35.5	36.5	C33-C34
Other thoracic organs	6	0	-	-	1.2	-	-	0.5	0.5	-	-	-	-	1.3	-	-	2.4	-	0.3	0.3	C37-C38
Bone	20	0	1.3	0.7	1.2	1.2	1.7	0.6	0.5	1.1	0.5	1.6	1.3	1.3	-	1.6	2.4	2.1	0.9	1.0	C40-C41
Connective tissue	14	0	-	-	-	-	0.6	-	-	-	1.1	-	-	3.8	1.3	-	-	4.2	0.7	0.7	C47, C49
Mesothelioma	10	0	-	-	-	-	0.6	-	-	-	-	-	-	-	-	-	-	-	0.0	0.0	C45
Kaposi's sarcoma	1	0	-	-	-	-	0.6	-	-	-	-	-	-	-	-	-	-	-	0.0	0.0	C46
Melanoma of skin	10	0	-	-	0.6	-	-	-	-	0.9	0.5	-	-	1.3	1.3	1.6	7.2	2.1	0.5	0.4	C43
Other skin	86	0	-	-	-	-	-	-	0.5	1.4	2.1	5.6	5.1	5.3	12.9	28.7	31.4	44.4	4.1	4.0	C44
Breast	1	0	-	-	-	-	-	-	-	0.5	-	-	-	-	-	-	-	-	0.0	0.0	C50
Prostate	98	0	-	-	-	-	-	-	-	-	-	-	3.8	5.3	10.3	23.9	60.4	90.9	4.6	4.6	C61
Testis	13	0	-	-	0.6	1.2	1.2	1.0	1.4	0.5	0.8	0.8	-	-	-	-	-	2.1	0.6	0.5	C62
Penis	55	0	-	-	-	-	1.7	-	-	-2.3	2.7	22.4	2.5	4.0	11.6	14.3	14.5	21.1	2.6	2.5	C60
Other male genital	0	0	-	-	-	-	-	-	-	-	-	-	-	-	-	-	-	-	0.0	0.0	C63
Bladder	117	0	-	-	-	-	-	-	0.5	0.9	1.1	2.4	5.1	15.9	34.8	38.2	45.9	48.6	5.5	5.6	C67
Kidney etc.	24	0	1.3	-	-	-	1.2	-	-	-	-	1.6	3.8	4.0	7.7	4.8	2.4	4.2	1.1	1.3	C64-C66; C68
Eye	10	0	0.7	-	-	-	0.6	0.5	0.9	-	-	1.6	-	-	1.3	1.6	-	2.1	0.5	0.4	C69
Brain, nervous system	31	0	2.6	1.3	0.6	0.6	0.6	0.5	1.8	1.6	3.2	3.2	2.5	-	5.2	3.2	2.4	2.1	1.5	1.5	C70-C72
Thyroid	22	0	-	-	-	1.2	0.6	0.5	1.8	1.6	1.6	1.6	-	1.3	2.6	8.0	2.4	-	1.0	0.9	C73
Other endocrine	5	0	1.3	-	0.6	-	-	-	-	-	-	-	1.3	-	-	1.6	-	-	0.2	0.3	C74-C75
Hodgkin's disease	15	0	-	0.7	-	-	0.6	-	-	0.9	1.1	0.8	-	-	5.2	1.6	2.4	4.2	0.7	0.7	C81
Non-Hodgkin lymphoma	137	0	0.7	2.0	0.6	1.7	2.5	4.0	6.7	5.5	7.5	6.4	16.5	15.9	15.5	30.3	24.2	8.5	6.5	6.2	C82-C85; C96
Multiple myeloma	8	0	-	-	-	-	-	-	-	0.5	0.5	-	-1.3	-	-	8.0	2.4	-	0.4	0.4	C88; C90
Lymphoid leukaemia	28	0	3.3	3.3	3.0	1.1	-	0.6	1.0	0.5	0.5	0.8	-	2.6	1.3	3.2	-	-	1.3	1.6	C91
Myeloid leukaemia	36	0	0.7	2.7	0.6	1.7	1.9	0.6	0.5	1.4	0.5	4.0	2.5	1.3	6.5	1.6	9.7	-	1.7	1.8	C92
Monocytic leukaemia	0	0	-	-	-	-	-	-	-	-	-	-	-	-	-	-	-	-	0.0	0.0	C93
Other leukaemia	0	0	-	-	-	-	-	-	-	-	-	-	-	-	-	-	-	-	0.0	0.0	C94
Leukaemia unspecified	12	0	1.3	0.7	-	-	1.2	0.6	1.0	0.5	-	-	-	-	-	-	-	6.3	0.6	0.6	C95
Other and unspecified	373	0	-	0.7	-	1.1	6.8	12.7	13.3	17.0	18.8	25.6	40.6	43.6	59.4	66.9	60.4	57.1	17.7	16.7	O&U
All sites	3 029	0	13	13	8	9	28	44	49	73	108	161	284	387	623	752	824	759	143.6	142.5	ALL

Table 2 Chiang Mai (1995-1997), Annual Incidence per 100 000 by Age Group (years) - Female

Site	All Ages	Age Unk.	0-	5-	10-	15-	20-	25-	30-	35-	40-	45-	50-	55-	60-	65-	70-	75+	Crude Rate	ASR (W)	ICD (10th)
Lip	6	0	-	-	-	-	-	1.1	-	-	-	-	-	-	1.2	1.5	-	3.6	0.3	0.3	C00
Tongue	17	0	-	-	-	-	-	-	0.5	0.4	1.0	-	-	-	1.2	3.0	6.9	10.8	0.8	0.7	C01-C02
Salivary gland	9	0	-	-	-	-	0.6	-	-	-	0.5	0.8	1.4	-	2.4	4.5	-	-	0.4	0.4	C07-C08
Mouth	28	0	-	-	-	-	-	-	-	0.4	1.0	0.8	1.4	6.5	1.2	3.0	4.6	23.4	1.3	1.2	C03-C06
Oropharynx	7	0	-	-	-	-	-	0.5	-	-	-	-	1.4	-	1.2	3.0	2.3	1.8	0.3	0.3	C09-C10
Nasopharynx	28	0	-	-	-	-	-	1.1	0.5	-	1.0	2.4	4.1	5.2	6.0	6.0	4.6	3.6	1.3	1.3	C11
Hypopharynx	7	0	-	-	-	-	-	-	-	-	-	-	-	1.3	1.2	1.5	7.2	0.3	0.3	C12-C13	
Pharynx unspecified	3	0	-	-	-	-	-	-	-	0.4	-	-	-	-	1.2	-	2.3	-	0.1	0.1	C14
Oesophagus	21	0	-	-	-	-	0.6	-	-	-	-	1.6	2.7	2.6	1.2	9.0	4.6	9.0	1.0	1.0	C15
Stomach	94	0	-	-	-	-	-	1.1	1.8	3.6	2.6	5.6	14.9	11.6	21.7	13.5	27.4	16.2	4.4	4.3	C16
Small intestine	6	0	-	-	-	-	-	-	-	-	-	-	1.3	1.3	-	3.0	2.3	1.8	0.3	0.3	C17
Colon	90	0	-	-	-	-	0.6	1.7	3.6	0.4	4.7	5.6	10.8	10.3	13.2	13.5	22.9	26.9	4.2	3.9	C18
Rectum	65	0	-	-	-	-	1.2	1.1	1.4	1.8	1.6	2.4	8.1	5.2	7.2	24.1	16.0	16.2	3.1	2.9	C19-C21
Liver	161	0	-	-	-	0.6	-	1.7	0.9	3.1	8.4	10.4	28.5	38.8	25.3	28.6	32.0	25.2	7.6	7.5	C22
Gallbladder etc.	68	0	-	-	-	0.6	-	-	-	0.9	1.6	2.4	9.5	2.6	14.4	24.1	34.3	12.6	3.2	3.2	C23-C24
Pancreas	43	0	-	-	-	0.6	-	-	0.5	-	0.5	2.4	4.1	6.5	10.8	9.0	20.6	9.0	2.0	2.0	C25
Nose, sinuses etc.	6	0	-	-	-	-	-	-	-	-	1.0	-	1.4	1.3	2.4	-	-	-	0.3	0.3	C30-C31
Larynx	24	0	-	-	-	-	-	-	-	0.4	-	-	2.7	5.2	2.4	6.0	18.3	5.4	1.1	1.1	C32
Bronchus, lung	530	0	-	-	-	1.2	1.7	2.7	2.7	3.6	10.0	23.3	65.0	105.9	148.1	153.3	132.6	89.8	24.9	25.1	C33-C34
Other thoracic organs	1	0	-	-	-	-	-	-	-	-	-	-	-	-	-	-	2.3	-	0.0	0.0	C37-C38
Bone	13	0	0.7	0.7	0.6	-	-	1.7	0.5	0.9	0.5	2.4	-	3.9	-	1.5	4.6	-	0.0	0.5	C40-C41
Connective tissue	19	0	-	-	-	-	-	-	-	-	-	-	-	-	-	-	-	-	0.0	0.9	C47, C49
Mesothelioma	0	0	-	-	-	-	-	-	-	-	-	-	-	-	-	-	-	-	0.0	0.0	C45
Kaposi's sarcoma	1	0	-	-	-	-	-	-	0.5	-	-	-	-	-	-	-	-	-	0.0	0.0	C46
Melanoma of skin	13	0	-	-	-	0.6	0.6	0.6	0.6	0.4	-	-	2.7	-	2.4	1.5	6.9	3.6	0.6	0.6	C43
Other skin	77	0	-	-	-	-	-	-	0.5	0.4	1.6	2.4	6.8	9.0	15.6	22.5	18.3	37.7	3.6	3.4	C44
Breast	416	0	-	-	-	0.6	0.6	7.3	17.2	20.0	40.9	61.9	58.3	40.0	43.3	27.1	43.4	28.7	19.6	17.6	C50
Uterus unspecified	1	0	-	-	-	-	-	-	0.4	-	-	-	-	-	-	-	-	-	0.0	0.0	C55
Cervix uteri	601	0	-	-	-	-	1.2	10.1	19.5	32.9	57.6	62.7	89.4	81.4	72.2	64.6	48.0	41.3	28.3	25.6	C53
Placenta	4	0	-	-	-	-	0.6	-	1.4	-	-	-	-	-	-	-	-	-	0.2	0.1	C58
Corpus uteri	78	0	-	-	-	-	1.2	1.1	0.9	3.1	4.7	9.6	16.3	14.2	9.6	12.0	9.1	1.8	3.7	3.6	C54
Ovary etc.	112	0	-	-	1.2	2.8	1.9	1.7	5.4	5.8	9.4	9.6	13.6	14.2	10.8	9.0	9.1	7.2	5.3	4.7	C56
Other female genital	28	0	-	-	-	-	1.2	0.6	-	0.9	0.5	2.4	-	3.9	4.8	3.0	11.4	9.0	1.3	1.2	C51-C52; C57
Bladder	51	0	-	-	-	-	-	-	0.5	0.9	1.0	2.4	4.1	3.9	18.1	9.0	18.3	14.4	4	2.3	C67
Kidney etc.	22	0	0.7	-	-	-	0.6	1.1	0.5	-	-	1.6	-	3.9	1.2	-	9.1	9.0	1.0	1.0	C64-C66; C68
Eye	5	0	2.1	-	-	-	-	-	-	0.4	-	-	1.4	-	-	-	-	-	0.2	0.3	C69
Brain, nervous system	34	0	-	1.4	1.2	1.7	1.9	0.6	1.4	1.3	1.0	1.6	1.4	5.2	2.4	1.5	9.1	1.8	1.6	1.6	C70-C72
Thyroid	77	0	-	-	-	1.1	3.1	4.5	3.6	7.1	4.2	6.4	5.4	7.8	2.4	7.5	9.1	1.8	3.6	3.1	C73
Other endocrine	6	0	0.7	-	-	-	-	-	-	-	-	-	1.4	1.3	1.2	3.0	-	-	0.3	0.3	C74-C75
Hodgkin's disease	6	0	-	-	-	-	-	1.1	0.5	-	-	-	-	-	2.4	1.5	-	-	0.3	0.3	C81
Non-Hodgkin lymphoma	93	0	0.7	0.7	-	0.6	3.1	2.2	0.9	3.1	4.2	7.2	6.8	10.3	18.1	13.5	20.6	16.2	4.4	4.2	C82-C85; C96
Multiple myeloma	3	0	-	-	-	-	-	-	-	-	-	0.8	2.7	-	-	-	-	-	0.1	0.2	C88; C90
Lymphoid leukaemia	18	0	2.8	2.8	0.6	-	-	-	0.9	-	0.5	1.6	1.4	2.6	-	-	2.3	-	0.8	1.1	C91
Myeloid leukaemia	42	0	-	1.4	1.9	0.6	5.0	2.2	0.9	1.3	2.6	0.8	2.7	1.3	3.6	4.5	2.3	5.4	2.0	1.9	C92
Monocytic leukaemia	0	0	-	-	-	-	-	-	-	-	-	-	-	-	-	-	-	-	0.0	0.0	C93
Other leukaemia	0	0	-	-	-	-	-	-	-	-	-	-	-	-	-	-	-	-	0.0	0.0	C94
Leukaemia unspecified	17	0	0.7	-	-	1.1	0.6	-	0.5	0.4	0.5	-	-	-	3.6	4.5	4.6	-	0.8	0.8	C95
Other and unspecified	374	0	-	-	1.2	1.1	5.0	13.4	11.8	9.3	17.8	26.5	63.7	49.1	65.0	64.6	48.0	37.7	17.6	17.0	O&U
All sites	3 325	0	8	8	7	13	32	58	80	105	183	258	435	461	540	558	610	478	156.4	148.6	ALL

Table 3 Chiang Mai (1995-1997), Number of Cases by Age Group (years) - Male

Site	All Ages	Age Unk.	0-	5-	10-	15-	20-	25-	30-	35-	40-	45-	50-	55-	60-	65-	70-	75+	%	ICD (10th)
Lip	3	0	0	0	0	0	0	0	0	0	1	0	0	0	1	0	0	1	0.1 %	C00
Tongue	44	0	0	0	0	0	1	0	0	0	1	4	2	3	7	7	4	13	1.5 %	C01-C02
Salivary gland	7	0	0	0	0	0	0	1	0	0	0	0	0	0	1	2	2	0	0.2 %	C07-C08
Mouth	44	0	0	0	0	0	1	0	0	0	2	2	5	4	5	7	8	9	1.5 %	C03-C06
Oropharynx	23	0	0	0	0	0	1	0	0	0	3	1	2	1	4	4	1	6	0.8 %	C09-C10
Nasopharynx	72	0	0	0	0	1	1	5	2	5	4	15	8	10	6	5	5	5	2.4 %	C11
Hypopharynx	41	0	0	0	0	0	0	0	0	0	0	0	0	4	7	7	10	12	1.4 %	C12-C13
Pharynx unspecified	3	0	0	0	0	0	0	0	0	0	0	0	0	1	1	1	0	0	0.1 %	C14
Oesophagus	43	0	0	0	0	0	0	0	0	1	1	2	4	3	13	7	7	5	1.4 %	C15
Stomach	132	0	0	0	0	0	0	1	3	4	9	10	5	18	28	23	16	15	4.4 %	C16
Small intestine	10	0	0	0	0	0	0	0	0	1	0	2	1	1	2	1	1	1	0.3 %	C17
Colon	79	0	0	0	0	0	2	0	3	1	12	6	7	7	13	13	15	11	3.3 %	C18
Rectum	100	0	0	0	0	0	0	1	2	5	6	1	6	7	10	10	18	18	2.6 %	C19-C21
Liver	404	0	0	0	0	0	6	6	22	32	45	45	33	46	61	45	29	34	13.3 %	C22
Gallbladder etc.	33	0	0	0	0	0	1	0	0	1	2	3	1	3	2	6	9	5	1.1 %	C23-C24
Pancreas	28	0	0	0	0	0	0	0	0	0	4	2	2	3	2	5	1	9	0.9 %	C25
Nose, sinuses etc.	8	0	0	0	0	0	0	0	0	1	2	0	1	1	1	1	0	1	0.3 %	C30-C31
Larynx	83	0	0	0	0	0	0	0	0	0	3	1	7	9	10	17	16	16	2.7 %	C32
Bronchus, lung	749	0	0	0	0	0	6	15	14	23	30	33	68	94	161	156	93	56	24.7 %	C33-C34
Other thoracic organs	6	0	0	0	0	0	0	0	1	1	0	0	0	1	0	0	1	0	0.2 %	C37-C38
Bone	20	0	0	1	2	3	2	3	0	1	1	2	1	1	1	1	1	1	0.7 %	C40-C41
Connective tissue	14	0	2	1	0	0	0	1	1	0	2	0	3	1	1	0	0	2	0.5 %	C47, C49
Mesothelioma	1	0	0	0	0	0	0	1	0	0	0	0	0	0	0	0	0	0	0.0 %	C45
Kaposi's sarcoma	1	0	0	0	0	0	0	1	0	0	0	0	0	0	0	0	0	0	0.0 %	C46
Melanoma of skin	10	0	0	0	0	0	0	0	0	2	1	1	0	1	1	1	3	1	0.3 %	C43
Other skin	86	0	0	0	0	1	0	0	1	3	4	7	4	4	10	18	13	21	2.8 %	C44
Breast	1	0	0	0	0	0	0	0	0	1	0	0	0	0	0	0	0	0	0.0 %	C50
Prostate	98	0	0	0	0	0	0	0	0	0	0	0	3	4	8	15	25	43	3.2 %	C61
Testis	13	0	0	0	0	1	2	2	2	3	1	1	0	0	0	0	0	1	0.4 %	C62
Penis	55	0	0	0	0	0	0	3	0	5	5	3	2	3	9	9	6	10	1.8 %	C60
Other male genital	0	0	0	0	0	0	0	0	0	0	0	0	0	0	0	0	0	0	0.0 %	C63
Bladder	117	0	0	0	0	0	0	0	1	2	2	3	4	12	27	24	19	23	3.9 %	C67
Kidney etc.	24	0	2	0	0	0	0	2	0	0	0	2	3	3	6	3	1	2	0.8 %	C64-C66; C68
Eye	10	0	1	0	0	0	0	0	1	2	0	2	0	0	1	1	0	1	0.3 %	C69
Brain, nervous system	31	0	4	2	1	0	0	1	1	4	3	4	2	0	4	2	1	1	1.0 %	C70-C72
Thyroid	22	0	0	0	0	0	2	1	1	4	3	2	0	1	2	5	1	0	0.7 %	C73
Other endocrine	5	0	2	0	1	0	0	0	0	0	0	0	1	0	0	1	0	0	0.2 %	C74-C75
Hodgkin's disease	15	0	0	1	0	0	0	1	0	2	2	1	0	0	4	1	1	2	0.5 %	C81
Non-Hodgkin lymphoma	137	0	1	3	1	3	4	7	14	12	14	8	13	12	12	19	10	4	4.5 %	C82-C85; C96
Multiple myeloma	8	0	0	0	0	0	0	0	0	0	1	0	1	0	0	5	1	0	0.3 %	C88; C90
Lymphoid leukaemia	28	0	5	5	2	0	1	1	2	1	1	1	0	2	1	2	0	0	0.9 %	C91
Myeloid leukaemia	36	0	1	4	1	3	1	1	3	1	1	5	2	1	5	1	4	0	1.2 %	C92
Monocytic leukaemia	0	0	0	0	0	0	0	0	0	0	0	0	0	0	0	0	0	0	0.0 %	C93
Other leukaemia	0	0	0	0	0	0	0	0	0	0	0	0	0	0	0	0	0	0	0.0 %	C94
Leukaemia unspecified	12	0	2	1	0	0	2	1	2	1	0	0	0	0	0	0	0	3	0.4 %	C95
Other and unspecified	373	0	0	1	0	2	11	22	28	37	35	32	32	33	46	42	25	27	12.3 %	O&U
All sites	3 029	0	20	19	13	17	45	77	104	160	201	201	224	293	483	472	341	359	100.0 %	ALL

Table 4 Chiang Mai (1995-1997), Number of Cases by Age Group (years) - Female

Site	All Ages	Age Unk.	0-	5-	10-	15-	20-	25-	30-	35-	40-	45-	50-	55-	60-	65-	70-	75+	%	ICD (10th)
Lip	6	0	0	0	0	0	2	0	0	0	0	0	0	0	1	1	0	2	0.2 %	C00
Tongue	17	0	0	0	0	0	0	0	1	1	2	0	0	0	1	2	3	6	0.5 %	C01-C02
Salivary gland	9	0	0	0	0	0	0	0	0	0	1	1	1	1	2	3	0	0	0.3 %	C07-C08
Mouth	28	0	0	0	0	0	0	0	0	1	2	1	1	5	1	2	2	13	0.8 %	C03-C06
Oropharynx	7	0	0	0	0	0	0	0	1	0	0	0	1	0	2	1	1	1	0.2 %	C09-C10
Nasopharynx	28	0	0	0	0	0	0	2	1	0	2	3	3	4	5	4	2	2	0.8 %	C11
Hypopharynx	7	0	0	0	0	0	0	0	0	0	0	0	0	1	1	1	0	4	0.2 %	C12-C13
Pharynx unspecified	3	0	0	0	0	0	0	0	0	0	0	0	0	1	0	1	0	0	0.1 %	C14
Oesophagus	21	0	0	0	0	0	1	0	0	0	0	2	2	2	1	6	2	5	0.6 %	C15
Stomach	94	0	0	0	0	0	2	4	4	8	5	7	11	9	18	9	12	9	2.8 %	C16
Small intestine	6	0	0	0	0	0	0	0	0	0	0	0	1	1	0	2	1	1	0.2 %	C17
Colon	90	0	0	0	0	0	1	3	8	1	9	7	8	11	11	9	10	15	2.7 %	C18
Rectum	65	0	0	0	0	0	2	2	3	4	3	3	6	4	6	16	7	9	2.0 %	C19-C21
Liver	161	0	0	0	0	1	0	3	2	7	16	13	21	30	21	19	14	14	4.8 %	C22
Gallbladder etc.	68	0	0	0	0	0	1	0	0	2	3	3	7	2	12	16	15	7	2.0 %	C23-C24
Pancreas	43	0	0	0	0	0	0	0	1	0	1	3	3	5	9	6	9	5	1.3 %	C25
Nose, sinuses etc.	6	0	0	0	0	0	0	0	0	0	2	0	1	1	2	0	0	0	0.2 %	C30-C31
Larynx	24	0	0	0	0	0	0	0	0	0	0	0	2	4	2	4	8	3	0.7 %	C32
Bronchus, lung	530	0	0	0	0	0	2	3	6	8	19	29	48	82	123	102	58	50	15.9 %	C33-C34
Other thoracic organs	1	0	0	0	0	0	0	0	0	0	0	0	0	0	0	0	1	0	0.0 %	C37-C38
Bone	13	0	0	0	0	2	0	0	1	3	3	0	0	1	1	0	1	0	0.4 %	C40-C41
Connective tissue	19	0	0	1	1	0	0	3	1	2	1	3	0	3	0	1	2	0	0.6 %	C47; C49
Mesothelioma	0	0	0	0	0	0	0	0	0	0	0	0	0	0	0	0	0	0	0.0 %	C45
Kaposi's sarcoma	1	0	0	0	0	0	0	0	0	0	0	0	0	0	0	0	0	0	0.0 %	C46
Melanoma of skin	13	0	0	0	0	0	0	0	1	0	0	0	2	0	2	1	3	2	0.4 %	C43
Other skin	77	0	0	0	0	0	0	1	0	1	3	3	5	7	13	15	8	21	2.3 %	C44
Breast	416	0	0	0	0	1	13	38	38	45	78	77	43	31	36	18	19	16	12.5 %	C50
Uterus unspecified	1	0	0	0	0	0	0	0	0	0	0	0	0	0	0	0	0	0	0.0 %	C55
Cervix uteri	601	0	0	0	0	0	2	18	43	74	110	78	66	63	60	43	21	23	18.1 %	C53
Placenta	4	0	0	0	0	0	1	0	3	0	0	0	0	0	0	0	0	0	0.1 %	C58
Corpus uteri	78	0	0	0	0	0	2	2	2	7	9	12	12	11	8	8	4	4	2.3 %	C54
Ovary etc.	112	0	0	0	2	5	3	3	12	13	18	12	10	11	9	6	4	4	3.4 %	C56
Other female genital	28	0	0	0	0	0	2	1	0	2	1	3	0	3	4	2	5	5	0.8 %	C51-C52; C57
Bladder	51	0	0	0	0	0	0	0	0	1	2	3	3	3	15	6	8	8	1.5 %	C67
Kidney etc.	22	0	0	0	0	2	1	2	1	0	0	2	0	3	1	0	4	5	0.7 %	C64-C66; C68
Eye	5	0	0	0	0	0	0	0	0	1	0	0	1	0	0	0	0	0	0.2 %	C69
Brain, nervous system	34	0	0	0	0	0	0	0	0	1	0	0	1	0	0	0	0	0	0.2 %	C70-C72
Thyroid	77	0	0	0	0	2	3	3	3	3	2	2	1	4	2	1	4	1	1.0 %	C73
Other endocrine	6	0	0	0	0	2	5	8	8	16	8	8	4	6	2	5	4	1	2.3 %	C74-C75
Hodgkin's disease	6	0	0	0	0	0	0	0	0	0	0	0	1	1	1	2	0	0	0.2 %	C81
Non-Hodgkin lymphoma	93	0	1	0	0	1	5	4	2	7	8	9	5	8	15	9	9	9	2.8 %	C82-C85; C96
Multiple myeloma	3	0	0	0	0	0	0	0	0	0	0	1	2	0	0	0	0	0	0.1 %	C88; C90
Lymphoid leukaemia	18	0	0	0	0	0	0	0	0	0	1	2	1	2	0	0	1	3	0.5 %	C91
Myeloid leukaemia	42	0	0	3	1	8	4	2	3	5	1	2	1	2	1	3	3	1	1.3 %	C92
Monocytic leukaemia	0	0	0	0	0	0	0	0	0	0	0	0	0	0	0	0	0	0	0.0 %	C93
Other leukaemia	0	0	0	0	0	0	0	0	0	0	0	0	0	0	0	0	0	0	0.0 %	C94
Leukaemia unspecified	17	0	0	0	0	2	1	0	1	1	1	0	0	2	3	3	2	0	0.5 %	C95
Other and unspecified	374	0	0	2	2	8	24	26	26	21	34	33	47	38	54	43	21	21	11.2 %	O&U
All sites	3 325	0	12	11	11	22	52	103	176	237	349	321	321	357	449	371	267	266	100.0 %	ALL

Figure 3 Population pyramid, Chiang Mai, 1999

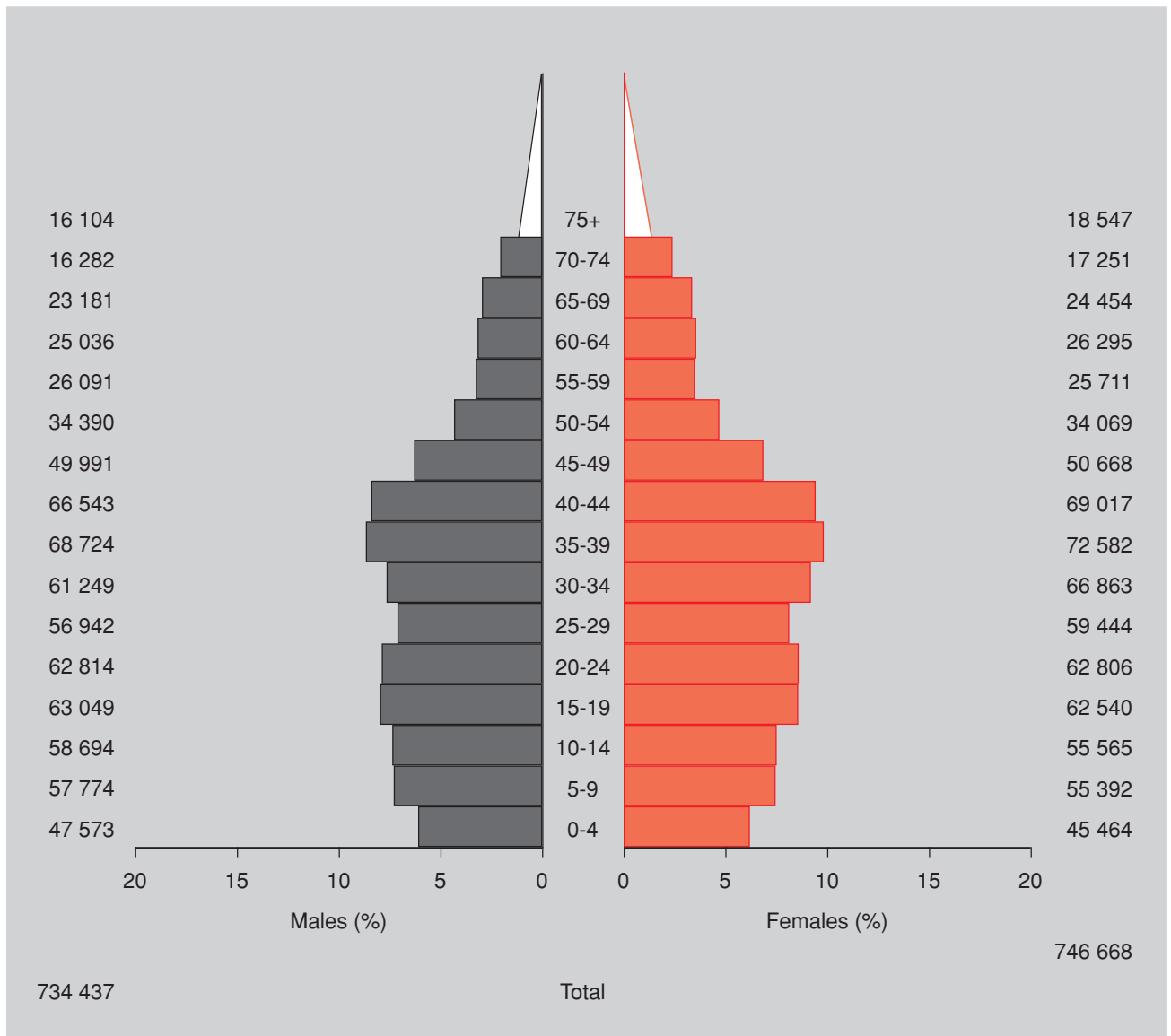


Figure 4 Leading cancers in Chiang Mai, 1998-2000

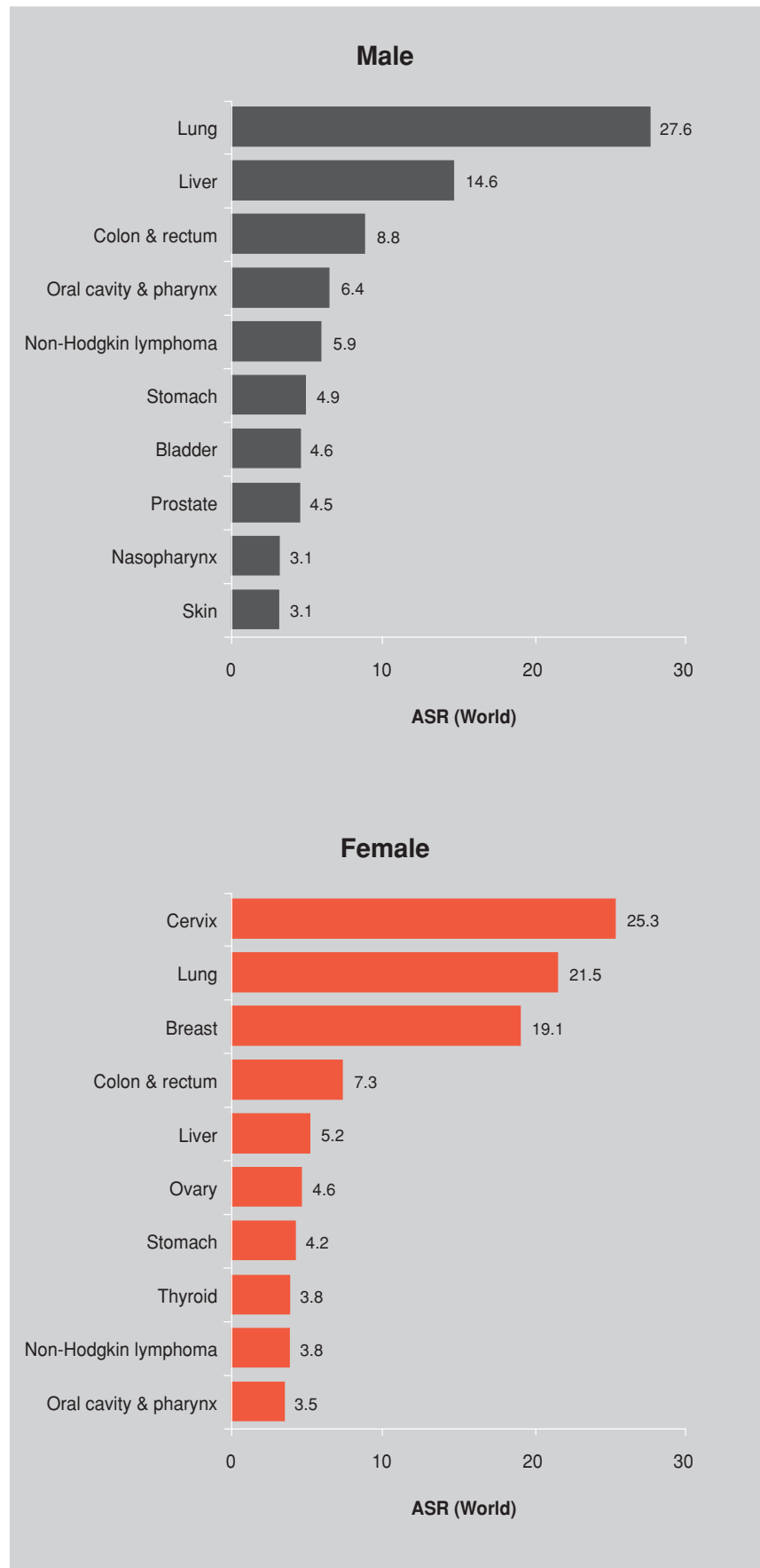


Table 5 Chiang Mai (1998-2000), Annual Incidence per 100 000 by Age Group (years) - Male

Site	All Ages	Age Unk.	0-	5-	10-	15-	20-	25-	30-	35-	40-	45-	50-	55-	60-	65-	70-	75+	Crude Rate	ASR (W)	ICD (10th)	
Lip	6	0	-	-	-	-	-	-	-	-	-	-	-	-	-	-	-	-	0.3	0.3	C00	
Tongue	33	0	-	-	-	-	-	0.6	0.5	0.5	1.0	0.7	3.9	2.6	9.3	4.3	4.1	18.6	1.5	1.5	C01-C02	
Salivary gland	14	0	-	-	-	-	-	0.6	-	0.5	2.0	1.3	-	1.3	2.7	4.3	2.0	2.1	0.6	0.6	C07-C08	
Mouth	41	0	-	-	0.5	-	-	-	-	-	2.0	2.0	1.0	3.8	1.3	8.6	12.3	33.1	1.9	1.7	C03-C06	
Oropharynx	28	0	-	-	-	-	0.5	-	0.5	-	0.5	0.7	1.9	5.1	5.3	4.3	12.3	10.3	1.3	1.2	C09-C10	
Nasopharynx	74	0	-	-	-	-	-	0.6	0.5	2.9	6.0	6.7	8.7	8.9	10.6	15.8	8.2	10.3	3.4	3.1	C11	
Hypopharynx	23	0	-	-	-	-	-	-	0.5	-	0.5	-	1.0	2.6	2.7	2.9	10.2	18.6	1.0	1.0	C12-C13	
Pharynx unspecified	3	0	-	-	-	-	-	-	-	-	-	-	-	-	-	-	2.0	4.1	0.1	0.1	C14	
Oesophagus	49	0	-	-	-	-	-	-	-	-	0.5	1.3	3.9	3.8	12.0	8.6	24.6	24.8	2.2	2.2	C15	
Stomach	112	0	-	-	1.1	0.5	1.2	1.1	1.1	1.0	4.0	6.0	10.7	15.3	22.6	23.0	28.7	33.1	5.1	4.9	C16	
Small intestine	8	0	-	-	-	-	-	0.6	-	-	0.5	-	-	1.3	1.3	2.9	2.0	2.1	0.4	0.3	C17	
Colon	102	0	-	-	0.6	0.5	-	-	2.7	2.4	2.5	4.0	9.7	10.2	17.3	25.9	26.6	35.2	4.6	4.4	C18	
Rectum	101	0	-	-	0.5	0.5	1.8	1.1	3.4	1.0	6.7	7.8	16.6	16.6	12.0	23.0	22.5	37.2	4.6	4.4	C19-C21	
Liver	337	0	0.7	-	0.5	-	1.8	5.4	9.2	14.0	31.3	33.9	40.9	74.5	67.6	73.7	45.5	15.3	27.8	27.6	C22	
Gallbladder etc.	36	0	-	-	-	-	-	0.6	-	-	1.5	2.7	1.0	2.6	9.3	11.5	14.3	6.2	1.6	1.6	C23-C24	
Pancreas	28	0	-	-	-	-	-	-	-	0.5	0.5	2.7	1.0	2.6	9.3	10.1	4.1	6.2	1.3	1.3	C25	
Nose, sinuses etc.	13	0	-	-	-	-	0.5	-	-	0.5	-	-	1.0	2.6	1.3	5.8	4.1	2.1	0.6	0.6	C30-C31	
Larynx	55	0	-	-	-	-	-	-	0.5	0.5	-	2.7	6.8	5.1	8.0	20.1	12.3	24.8	2.5	2.4	C32	
Bronchus, lung	612	0	-	-	-	-	0.5	1.2	2.7	1.5	11.5	24.0	50.4	90.7	166.4	158.1	194.4	184.2	27.8	27.6	C33-C34	
Other thoracic organs	9	0	0.7	-	0.6	0.5	0.6	0.6	-	-	-	0.7	-	-	-	1.4	2.0	2.1	0.4	0.4	C37-C38	
Bone	10	0	-	0.6	0.6	0.5	1.1	1.2	-	-	-	-	1.0	1.3	-	-	2.0	-	0.5	0.5	C40-C41	
Connective tissue	27	0	0.7	-	0.5	0.5	0.6	0.6	1.1	1.0	0.5	2.0	2.9	2.6	1.3	7.2	4.1	4.1	1.2	1.2	C47, C49	
Mesothelioma	0	0	-	-	-	-	-	-	-	-	-	-	-	-	-	-	-	-	0.0	0.0	C45	
Kaposi's sarcoma	1	0	-	-	-	-	-	-	-	0.5	-	-	-	-	-	-	-	-	0.0	0.0	C46	
Melanoma of skin	13	0	-	-	-	-	-	-	-	-	1.0	2.7	1.9	-	1.3	1.4	2.0	4.1	0.6	0.5	C43	
Other skin	73	0	-	-	0.5	1.1	0.6	-	-	1.9	3.0	2.0	2.9	6.4	10.6	14.4	24.6	37.2	3.3	3.1	C44	
Breast	8	0	-	-	-	-	-	-	-	-	-	0.7	1.0	1.3	-	2.9	2.0	4.1	0.4	0.3	C50	
Prostate	105	0	-	-	-	-	-	-	-	-	-	0.7	1.9	7.7	5.3	28.2	45.0	103.5	4.8	4.5	C61	
Testis	16	0	-	-	0.6	1.1	-	1.2	0.5	2.9	1.5	0.7	-	-	-	-	-	-	0.7	0.6	C62	
Penis	36	0	-	-	-	-	-	0.6	0.5	1.0	2.0	3.3	1.9	6.4	2.7	7.2	8.2	10.3	1.6	1.5	C60	
Other male genital	3	0	-	-	-	-	-	-	0.5	-	-	-	-	1.3	-	-	2.0	-	0.1	0.1	C63	
Bladder	106	0	-	-	-	-	-	-	-	1.0	1.5	0.7	3.9	10.2	20.0	34.5	47.1	53.8	4.8	4.6	C67	
Kidney etc.	42	0	-	-	-	0.5	0.6	0.6	-	1.5	0.5	1.3	5.8	6.4	8.0	10.1	8.2	12.4	1.9	1.9	C64-C66; C68	
Eye	8	0	0.7	-	-	-	-	-	-	1.0	1.0	-	-	-	-	1.4	-	4.1	0.4	0.3	C69	
Brain, nervous system	16	0	1.4	0.6	1.1	1.6	1.1	-	1.1	1.0	0.5	1.3	1.9	2.6	5.3	5.8	4.1	6.2	1.1	0.8	C70-C72	
Thyroid	24	0	-	-	-	-	-	0.6	0.5	1.0	0.5	-	1.3	1.9	2.6	5.3	5.8	4.1	6.2	1.1	1.0	C73
Other endocrine	3	0	-	-	-	0.5	-	-	-	-	0.5	-	1.0	-	-	-	-	-	0.1	0.1	C74-C75	
Hodgkin's disease	18	0	0.7	-	-	0.5	-	1.2	1.1	1.0	0.5	-	-	-	2.7	2.9	6.1	4.1	0.8	0.8	C81	
Non-Hodgkin lymphoma	138	0	2.1	0.6	1.7	4.2	1.6	2.3	3.3	4.8	8.0	6.7	13.6	3.8	18.6	20.1	34.8	24.8	6.3	5.9	C82-C85; C96	
Multiple myeloma	7	0	-	-	-	-	-	0.6	-	0.5	-	-	-	2.6	2.7	1.4	-	-	0.3	0.3	C88; C90	
Lymphoid leukaemia	22	0	3.5	1.2	1.7	-	2.1	-	-	-	1.0	0.7	1.0	-	-	2.9	-	4.1	1.0	1.2	C91	
Myeloid leukaemia	40	0	2.1	0.6	0.6	1.6	2.1	0.6	0.5	1.9	1.5	2.0	3.9	3.8	4.0	2.9	4.1	4.1	1.8	1.8	C92	
Monocytic leukaemia	1	0	0.7	-	-	-	-	-	-	-	-	-	-	-	-	-	-	-	0.0	0.1	C93	
Other leukaemia	0	0	-	-	-	-	-	-	-	-	-	-	-	-	-	-	-	-	0.0	0.0	C94	
Leukaemia unspecified	6	0	-	-	0.5	-	-	-	-	-	-	-	-	-	-	-	-	-	0.0	0.0	C95	
Other and unspecified	477	1	-	-	1.6	2.1	6.4	13.1	17.9	24.5	28.0	146	228	331	540	631	770	873	21.6	20.1	O&U	
All sites	2 884	1	13	3	7	17	15	26	38	61	95	146	228	331	540	631	770	873	130.9	125.8	ALL	

Table 6 Chiang Mai (1998-2000), Annual Incidence per 100 000 by Age Group (years) - Female

Site	All Ages	Age Unk.	0-	5-	10-	15-	20-	25-	30-	35-	40-	45-	50-	55-	60-	65-	70-	75+	Crude Rate	ASR (W)	ICD (10th)
Lip	6	0	-	-	-	-	-	-	-	0.5	-	-	-	1.3	-	1.4	1.9	3.6	0.3	0.2	C00
Tongue	18	0	-	-	-	-	-	-	1.5	-	0.5	-	1.0	1.3	2.5	5.5	3.9	7.2	0.8	0.7	C01-C02
Salivary gland	10	0	-	-	-	-	-	-	-	-	1.4	1.3	-	1.3	1.3	-	-	5.4	0.4	0.4	C07-C08
Mouth	36	0	-	-	-	-	-	-	-	0.5	1.0	0.7	2.9	2.6	6.3	9.5	11.6	16.2	1.6	1.5	C03-C06
Oropharynx	13	0	-	-	-	-	-	-	-	-	-	-	-	2.6	-	-	5.8	14.4	0.6	0.5	C09-C10
Nasopharynx	31	0	-	-	-	0.5	0.6	-	-	0.9	2.4	2.0	2.9	6.5	6.3	4.1	3.9	1.8	1.4	1.3	C11
Hypopharynx	2	0	-	-	-	-	-	-	-	-	-	-	1.0	-	-	-	-	1.8	0.1	0.1	C12-C13
Pharynx unspecified	3	0	-	-	-	-	-	-	-	-	-	-	-	-	-	2.7	-	1.8	0.1	0.1	C14
Oesophagus	16	0	-	-	-	-	-	-	0.5	0.5	-	0.7	-	1.3	1.3	-	11.6	10.8	0.7	0.6	C15
Stomach	104	0	-	-	-	0.5	1.1	1.1	3.0	1.8	6.3	7.9	10.8	6.5	16.5	15.0	34.8	14.4	4.6	4.2	C16
Small intestine	9	0	-	-	-	-	-	-	0.5	0.5	0.5	-	-	1.3	1.3	2.7	3.9	-	0.4	0.3	C17
Colon	100	0	-	-	-	0.5	1.7	1.0	3.2	4.3	5.9	6.8	5.9	13.0	12.7	24.5	27.0	16.2	4.5	4.1	C18
Rectum	83	0	-	-	-	1.1	-	1.0	1.8	5.3	4.6	5.9	9.1	13.9	17.7	17.4	19.8	3.7	3.3	3.3	C19-C21
Liver	125	0	0.7	-	-	-	-	0.5	1.8	1.8	4.3	7.9	11.7	10.4	19.0	31.3	42.5	28.7	5.6	5.2	C22
Gallbladder etc.	53	0	-	-	-	-	-	-	0.5	1.0	1.0	1.3	2.9	7.8	6.3	19.1	15.5	21.6	2.4	2.2	C23-C24
Pancreas	27	0	-	-	-	-	-	-	-	1.4	3.3	2.0	1.3	6.3	5.5	7.7	5.4	1.2	1.1	1.1	C25
Nose, sinuses etc.	10	0	-	-	-	-	-	0.6	-	0.9	-	0.7	1.0	1.3	2.5	-	1.9	1.8	0.4	0.4	C30-C31
Larynx	12	0	-	-	-	-	-	-	-	-	-	0.7	2.0	5.8	3.6	-	-	-	0.5	0.5	C32
Bronchus, lung	493	0	-	-	-	0.5	0.6	2.5	2.3	6.8	17.8	46.0	71.3	141.9	144.5	131.4	93.4	22.0	21.5	21.5	C33-C34
Other thoracic organs	2	0	0.7	-	-	-	-	-	-	-	-	-	-	1.3	-	-	-	-	0.1	0.1	C37-C38
Bone	10	0	0.7	0.6	1.8	-	-	0.6	-	0.5	1.4	1.3	1.0	-	-	-	3.6	-	0.4	0.5	C40-C41
Connective tissue	13	0	-	-	1.2	-	-	-	-	-	-	-	-	-	-	-	-	-	0.6	0.5	C47, C49
Mesothelioma	0	0	-	-	-	-	-	-	-	-	-	-	-	-	-	-	-	-	0.0	0.0	C45
Kaposi's sarcoma	0	0	-	-	-	-	-	-	-	-	-	-	-	-	-	-	-	-	0.0	0.0	C46
Melanoma of skin	7	0	-	-	-	-	-	-	-	-	0.5	0.7	-	-	1.3	4.1	1.9	-	0.3	0.3	C43
Other skin	82	0	-	-	-	-	-	-	2.0	2.3	2.9	4.6	2.9	3.9	21.5	10.9	21.2	32.3	3.7	3.3	C44
Breast	504	0	-	-	0.5	-	-	2.8	12.0	25.3	54.6	68.4	49.9	44.1	39.3	54.5	46.4	39.5	22.5	19.1	C50
Uterus unspecified	1	0	-	-	-	-	-	-	-	-	-	-	-	-	-	-	-	1.8	0.0	0.0	C55
Cervix uteri	660	0	-	-	-	1.6	9.0	18.4	43.6	61.3	70.4	70.4	64.6	76.5	77.3	60.0	58.0	27.0	29.5	25.3	C53
Placenta	10	0	-	-	-	1.1	1.1	0.5	0.5	1.4	-	-	1.0	-	-	-	-	-	0.4	0.4	C58
Corpus uteri	75	0	-	-	-	-	-	-	1.5	2.3	2.9	7.9	12.7	9.1	13.9	12.3	9.7	7.2	3.3	3.1	C54
Ovary etc.	114	0	-	0.6	-	0.5	1.1	1.1	2.0	6.0	5.8	15.8	10.8	13.0	21.5	9.5	15.5	3.6	5.1	4.6	C56
Other female genital	33	0	-	-	-	-	0.6	0.5	1.4	1.4	2.6	3.9	2.6	3.8	3.8	5.5	5.8	9.0	1.5	1.3	C51-C52; C57
Bladder	47	0	-	-	-	-	-	-	-	-	-	-	2.0	2.6	15.2	10.9	21.2	21.6	2.1	2.0	C67
Kidney etc.	27	0	1.5	-	-	-	-	-	-	-	-	2.0	1.0	1.3	11.4	4.1	3.9	10.8	1.2	1.3	C64-C66; C68
Eye	2	0	0.7	-	-	-	-	-	0.5	-	-	-	-	-	-	-	-	-	0.1	0.1	C69
Brain, nervous system	15	0	-	2.4	-	0.5	0.6	0.5	0.5	0.5	0.5	1.3	1.0	-	1.3	-	1.9	1.8	0.7	0.7	C70-C72
Thyroid	93	0	-	0.6	3.2	2.7	3.9	4.5	3.7	2.9	6.6	8.8	8.8	9.1	10.1	8.2	11.6	9.0	4.2	3.8	C73
Other endocrine	3	0	-	0.6	-	0.5	-	-	-	-	-	-	-	1.3	-	-	-	-	0.1	0.2	C74-C75
Hodgkin's disease	8	0	-	-	-	0.5	-	-	-	-	1.0	1.3	1.0	-	1.3	-	1.9	-	0.4	0.3	C81
Non-Hodgkin lymphoma	95	0	-	-	0.6	0.5	1.6	2.8	4.5	4.1	2.9	7.2	3.9	14.3	10.1	15.0	15.5	14.4	4.2	3.8	C82-C85; C96
Multiple myeloma	11	0	-	-	-	-	-	-	0.5	-	0.5	-	2.9	-	1.3	4.1	1.9	1.8	0.5	0.5	C88; C90
Lymphoid leukaemia	15	0	2.2	3.0	0.6	-	1.1	-	-	-	0.5	0.7	2.0	-	-	-	-	-	0.7	0.9	C91
Myeloid leukaemia	36	0	0.7	-	0.6	-	-	2.2	2.0	1.4	1.0	2.0	4.9	3.9	2.5	1.4	9.7	3.6	1.6	1.5	C92
Monocytic leukaemia	0	0	-	-	-	-	-	-	-	-	-	-	-	-	-	-	-	-	0.0	0.0	C93
Other leukaemia	0	0	-	-	-	-	-	-	-	-	-	-	-	-	-	-	-	-	0.0	0.0	C94
Leukaemia unspecified	4	0	-	-	-	-	-	-	0.5	-	-	-	1.0	-	-	-	-	-	0.0	0.0	C95
Other and unspecified	393	0	0.7	0.6	-	1.6	8.4	14.0	13.8	11.6	20.4	24.5	24.5	51.8	73.5	76.3	92.7	59.3	17.5	16.1	O&U
All sites	3411	0	8	8	5	6	15	38	74	121	189	268	297	373	548	567	647	514	152.2	138.1	ALL

Table 7 Chiang Mai (1998-2000), Number of Cases by Age Group (years) - Male

Site	All Ages	Age Unk.	0-	5-	10-	15-	20-	25-	30-	35-	40-	45-	50-	55-	60-	65-	70-	75+	%	ICD (10th)
Lip	6	0	0	0	0	0	0	0	0	0	0	0	0	2	0	1	2	1	0.2 %	C00
Tongue	33	0	0	0	0	0	0	1	1	1	2	1	4	2	7	3	2	9	1.1 %	C01-C02
Salivary gland	14	0	0	0	0	0	0	0	0	0	1	2	1	1	2	3	1	1	0.5 %	C07-C08
Mouth	41	0	0	0	1	0	0	0	0	0	4	3	1	3	2	3	6	16	1.4 %	C08-C06
Oropharynx	28	0	0	0	0	1	0	0	1	0	0	1	2	4	4	6	6	5	1.0 %	C09-C10
Nasopharynx	74	0	0	0	0	0	0	1	1	6	12	10	9	7	8	11	4	5	2.6 %	C11
Hypopharynx	23	0	0	0	0	0	0	0	1	0	1	0	1	2	2	2	5	9	0.8 %	C12-C13
Pharynx unspecified	3	0	0	0	0	0	0	0	0	0	0	0	0	0	0	0	1	2	0.1 %	C14
Oesophagus	49	0	0	0	0	0	0	0	0	0	1	2	4	3	9	6	12	12	1.7 %	C15
Stomach	112	0	0	0	2	1	2	2	2	2	8	9	11	12	17	16	14	16	3.9 %	C16
Small intestine	8	0	0	0	0	0	0	1	0	0	1	0	0	1	1	2	1	1	0.3 %	C17
Colon	102	0	0	0	1	1	1	3	5	7	5	6	10	13	18	13	17	18	3.5 %	C18
Rectum	101	0	0	0	0	1	1	3	2	7	2	10	8	13	9	16	11	18	3.5 %	C19-C21
Liver	337	0	1	0	0	1	0	3	10	19	28	47	35	32	56	47	36	22	11.7 %	C22
Gallbladder etc.	36	0	0	0	0	0	0	1	0	0	3	4	1	2	7	8	7	3	1.2 %	C23-C24
Pancreas	28	0	0	0	0	0	0	0	0	1	1	4	1	2	1	7	2	3	1.0 %	C25
Nose, sinuses etc.	13	0	0	0	0	0	1	0	0	0	0	0	1	2	1	4	2	1	0.5 %	C30-C31
Larynx	55	0	0	0	0	0	0	0	1	1	0	4	7	4	6	14	6	12	1.9 %	C32
Bronchus, lung	612	0	0	0	0	0	1	2	5	3	23	36	52	71	125	110	95	89	21.2 %	C33-C34
Other thoracic organs	9	0	1	0	1	1	1	1	0	0	0	1	0	0	0	1	1	1	0.3 %	C37-C38
Bone	10	0	1	1	1	1	2	2	0	0	0	0	1	1	0	0	1	0	0.3 %	C40-C41
Connective tissue	27	0	1	0	1	1	1	1	2	2	1	3	3	2	1	5	2	2	0.9 %	C47, C49
Mesothelioma	0	0	0	0	0	0	0	0	0	0	0	0	0	0	0	0	0	0	0.0 %	C45
Kaposi's sarcoma	1	0	0	0	0	0	0	0	0	1	0	0	0	0	0	0	0	0	0.0 %	C46
Melanoma of skin	13	0	0	0	0	0	0	0	0	0	2	4	2	4	8	10	12	18	0.5 %	C43
Other skin	73	0	0	0	0	1	2	1	0	4	6	3	3	5	1	10	12	18	2.5 %	C44
Breast	8	0	0	0	0	0	0	0	0	0	0	1	1	1	0	2	1	2	0.3 %	C50
Prostate	105	0	0	0	0	0	0	0	0	0	0	1	2	6	4	20	22	50	3.6 %	C61
Testis	16	0	0	0	1	2	0	2	1	6	3	1	0	0	0	0	0	0	0.6 %	C62
Penis	36	0	0	0	0	0	0	1	1	2	4	5	2	5	2	5	4	5	1.2 %	C60
Other male genital	3	0	0	0	0	0	0	0	1	0	0	0	0	0	0	0	1	0	0.1 %	C63
Bladder	106	0	0	0	0	0	0	0	0	2	3	1	4	8	15	24	23	26	3.7 %	C67
Kidney etc.	42	0	0	0	0	0	1	1	0	3	1	2	6	5	6	7	4	6	1.5 %	C64-C66; C68
Eye	8	0	1	0	0	0	0	0	0	0	2	0	0	0	0	1	0	2	0.3 %	C69
Brain, nervous system	16	0	2	1	2	3	2	0	2	0	0	0	0	1	1	1	0	1	0.6 %	C70-C72
Thyroid	24	0	0	0	0	0	0	1	1	2	1	2	2	2	4	4	2	3	0.8 %	C73
Other endocrine	3	0	0	0	0	1	0	0	0	0	1	0	1	0	0	0	0	0	0.1 %	C74-C75
Hodgkin's disease	18	0	1	0	0	1	0	2	2	2	1	0	0	0	2	2	3	2	0.6 %	C81
Non-Hodgkin lymphoma	138	0	3	1	3	8	3	4	6	10	16	10	14	3	14	14	17	12	4.8 %	C82-C85; C96
Multiple myeloma	7	0	0	0	0	0	0	1	0	1	0	0	0	2	2	1	0	0	0.2 %	C88; C90
Lymphoid leukaemia	22	0	5	2	3	0	4	0	0	0	2	1	1	0	0	2	0	2	0.8 %	C91
Myeloid leukaemia	40	0	3	1	1	3	4	1	1	4	3	3	4	3	3	2	2	2	1.4 %	C92
Monocytic leukaemia	1	0	1	0	0	0	0	0	0	0	0	0	0	0	0	0	0	0	0.0 %	C93
Other leukaemia	0	0	0	0	0	0	0	0	0	0	0	0	0	0	0	0	0	0	0.0 %	C94
Leukaemia unspecified	6	0	0	0	0	1	0	0	0	0	0	0	0	0	0	2	3	0	0.2 %	C95
Other and unspecified	477	1	0	0	0	3	4	11	24	37	49	42	42	43	68	58	51	44	16.5 %	O&U
All sites	2 884	1	19	6	13	32	29	44	70	125	189	219	235	259	406	439	376	422	100.0 %	ALL

Table 8 Chiang Mai (1998-2000), Number of Cases by Age Group (years) - Female

Site	All Ages	Age Unk.	0-	5-	10-	15-	20-	25-	30-	35-	40-	45-	50-	55-	60-	65-	70-	75+	%	ICD (10th)
Lip	6	0	0	0	0	0	0	0	0	1	0	0	0	1	0	1	1	2	0.2 %	C00
Tongue	18	0	0	0	0	0	0	0	3	0	1	0	1	1	2	4	2	4	0.5 %	C01-C02
Salivary gland	10	0	0	0	0	0	0	0	0	0	3	2	1	1	2	4	0	3	0.3 %	C07-C08
Mouth	36	0	0	0	0	0	0	0	0	1	2	1	3	2	5	7	6	9	1.1 %	C03-C06
Oropharynx	13	0	0	0	0	0	0	0	0	0	0	0	0	2	0	0	3	8	0.4 %	C09-C10
Nasopharynx	31	0	0	0	0	0	1	1	0	2	5	3	3	5	5	3	2	1	0.9 %	C11
Hypopharynx	2	0	0	0	0	0	0	0	0	0	0	0	1	0	0	0	0	1	0.1 %	C12-C13
Pharynx unspecified	3	0	0	0	0	0	0	0	0	0	0	0	0	1	2	0	0	1	0.1 %	C14
Oesophagus	16	0	0	0	0	0	0	0	0	1	0	1	0	1	1	0	6	6	0.5 %	C15
Stomach	104	0	0	0	0	0	1	2	6	4	13	12	11	5	13	11	18	8	3.0 %	C16
Small intestine	9	0	0	0	0	0	0	0	0	1	1	0	0	1	1	2	0	0	0.3 %	C17
Colon	100	0	0	0	0	0	0	1	3	7	9	7	9	10	10	18	14	9	2.9 %	C18
Rectum	83	0	0	0	0	0	2	0	2	4	11	7	6	7	11	13	9	11	2.4 %	C19-C21
Liver	125	0	1	0	0	2	0	1	4	9	12	12	12	8	15	23	22	16	3.7 %	C22
Gallbladder etc.	53	0	0	0	0	0	0	0	0	1	2	2	3	6	5	14	8	12	1.6 %	C23-C24
Pancreas	27	0	0	0	0	0	0	0	0	0	3	5	2	1	5	4	3	3	0.8 %	C25
Nose, sinuses etc.	10	0	0	0	0	0	0	1	0	2	0	1	1	1	2	0	1	1	0.3 %	C30-C31
Larynx	12	0	0	0	0	0	0	0	0	0	0	1	2	1	2	2	3	2	0.4 %	C32
Bronchus, lung	493	0	0	0	0	1	5	1	5	5	14	27	47	55	112	106	68	52	14.5 %	C33-C34
Other thoracic organs	2	0	1	0	0	0	0	0	0	0	0	0	0	1	0	0	0	0	0.1 %	C37-C38
Bone	10	0	1	1	3	0	0	1	0	0	1	0	1	0	0	0	0	2	0.3 %	C40-C41
Connective tissue	13	0	0	0	2	0	0	0	1	1	3	2	1	0	1	1	1	0	0.4 %	C47; C49
Mesothelioma	0	0	0	0	0	0	0	0	0	0	0	0	0	0	0	0	0	0	0.0 %	C45
Kaposi's sarcoma	1	0	0	0	0	0	0	0	0	0	0	0	0	0	0	0	0	0	0.0 %	C46
Melanoma of skin	7	0	0	0	0	0	0	0	0	0	0	1	0	0	1	3	1	0	0.2 %	C43
Other skin	82	0	0	0	0	0	0	0	0	4	5	6	7	3	17	8	11	18	2.4 %	C44
Breast	504	0	0	0	0	1	0	5	24	55	113	104	51	34	31	40	24	22	14.8 %	C50
Uterus unspecified	1	0	0	0	0	0	0	0	0	0	0	0	0	0	0	0	0	1	0.0 %	C55
Cervix uteri	660	0	0	0	0	3	16	37	95	95	127	107	66	59	61	44	30	15	19.3 %	C53
Placenta	10	0	0	0	0	0	2	1	1	1	3	0	1	0	0	0	0	0	0.3 %	C58
Corpus uteri	75	0	0	0	0	0	0	3	5	5	6	12	13	7	11	9	5	4	2.2 %	C54
Ovary etc.	114	0	0	1	0	1	2	4	13	12	24	24	11	10	17	7	8	2	3.3 %	C56
Other female genital	33	0	0	0	0	0	0	1	1	3	3	4	4	2	3	4	3	5	1.0 %	C51-C52; C57
Bladder	47	0	0	0	0	0	0	0	0	0	0	0	2	2	12	8	11	12	1.4 %	C67
Kidney etc.	27	0	2	0	0	0	0	0	0	0	0	3	1	1	9	3	2	6	0.8 %	C64-C66; C68
Eye	2	0	1	0	0	0	0	0	0	0	0	0	0	0	0	0	0	0	0.1 %	C69
Brain, nervous system	15	0	0	0	0	1	1	1	1	1	1	2	1	0	1	0	1	1	0.4 %	C70-C72
Thyroid	93	0	0	0	1	6	5	7	9	8	6	10	9	7	8	6	6	5	2.7 %	C73
Other endocrine	3	0	0	1	0	0	0	0	0	0	0	0	0	1	0	0	0	0	0.1 %	C74-C75
Hodgkin's disease	8	0	0	0	0	0	1	0	0	0	0	2	1	0	1	0	1	0	0.2 %	C81
Non-Hodgkin lymphoma	95	0	0	0	1	1	3	5	9	9	6	11	4	11	8	11	8	8	2.8 %	C82-C85; C96
Multiple myeloma	11	0	0	0	0	0	0	1	0	1	0	1	0	3	0	1	3	1	0.3 %	C88; C90
Lymphoid leukaemia	15	0	3	5	1	0	2	0	0	0	1	1	2	0	0	0	0	0	0.4 %	C91
Myeloid leukaemia	36	0	1	0	1	0	0	4	4	3	2	3	5	3	2	1	5	2	1.1 %	C92
Monocytic leukaemia	0	0	0	0	0	0	0	0	0	0	0	0	0	0	0	0	0	0	0.0 %	C93
Other leukaemia	0	0	0	0	0	0	0	0	0	0	0	0	0	0	0	0	0	0	0.0 %	C94
Leukaemia unspecified	4	0	0	0	0	0	0	0	0	0	0	0	1	0	0	2	0	0	0.1 %	C95
Other and unspecified	393	0	1	1	0	3	15	28	78	148	263	391	407	432	416	335	286	33	11.5 %	O&U
All sites	3 411	0	11	14	9	12	28	67	148	263	391	407	304	288	432	416	335	286	100.0 %	ALL