

APPENDIX

E

SONGKHLA
CANCER
REGISTRY

Hutcha Sriplung, M.D.

**GEOGRAPHY
AND POPULATION**

Songkhla is one of the 14 provinces of the Southern Region of Thailand, situated at latitude 6°N and longitude 100°E, and covering an area of about 7 394 square kilometers. The population is about 1.2 million. The province borders on Malaysia to the south, Nakorn Si Thammarat and Patthalung provinces to the north, Satun to the west, and the Gulf of Thailand to the east. Songkhla has only two seasons; a rainy season lasting from October to January and summer lasting from February to September. Rubber planting, fishing and shrimp farming are the main occupations. Songkhla is divided into 15 sani-

tary districts.

REGISTRY PROCEDURES

The Cancer Registry of Songkhla was set up in the Faculty of Medicine, Prince of Songkla University in 1990. The first statistical report of the registry appeared in 1991. The sources of data are from the Songklanagarind hospital, Hat Yai hospital (both of which have hospital cancer registries), Songkhla hospital, all community hospitals, one dental hospital and private hospitals. The data were abstracted onto the registry forms, checked for duplication, verified, coded, and keyed into CanReg programme.

Figure 1 Population pyramid, Songkhla, 1996

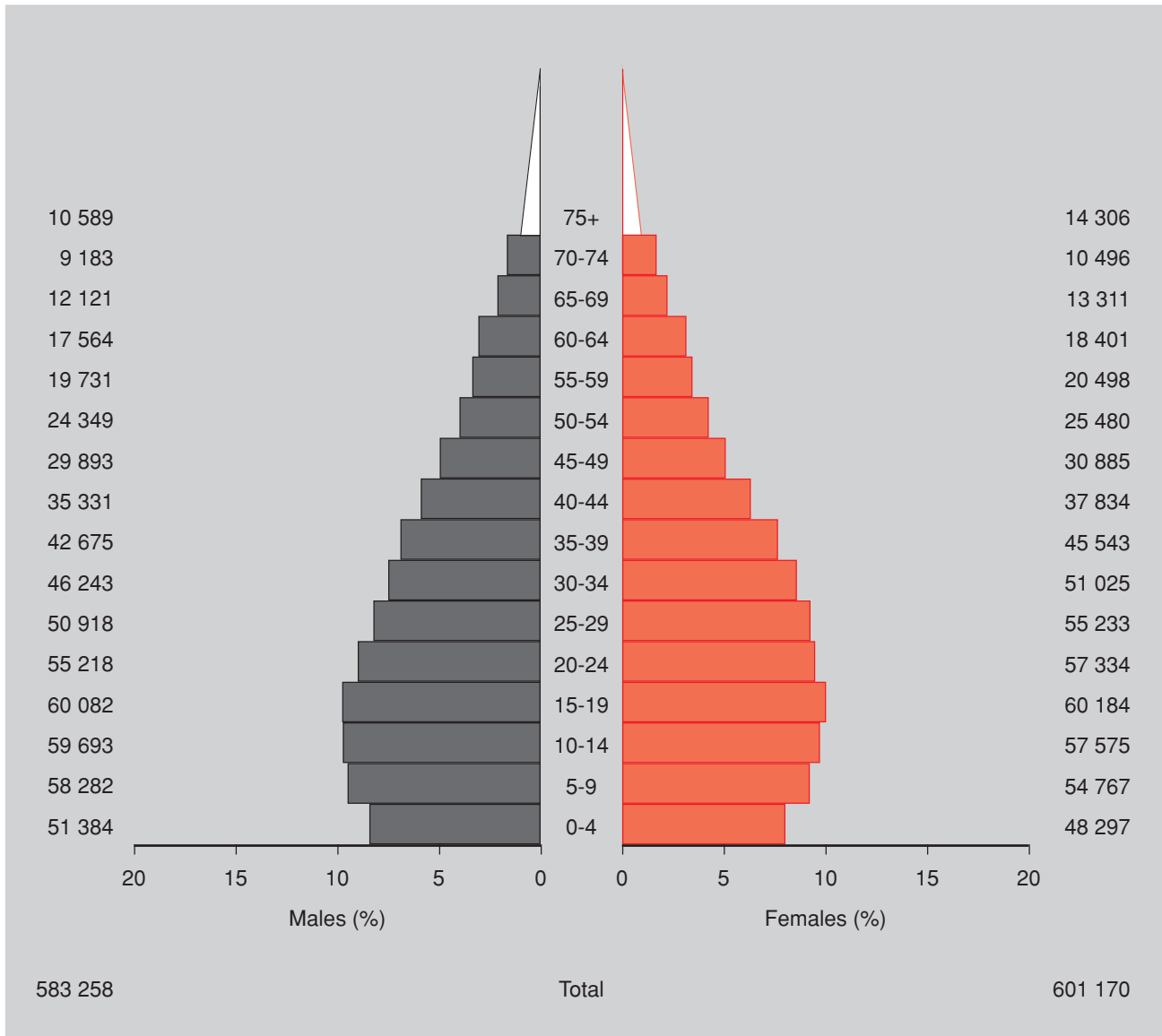


Figure 2 Leading cancers in Songkhla, 1995-1997

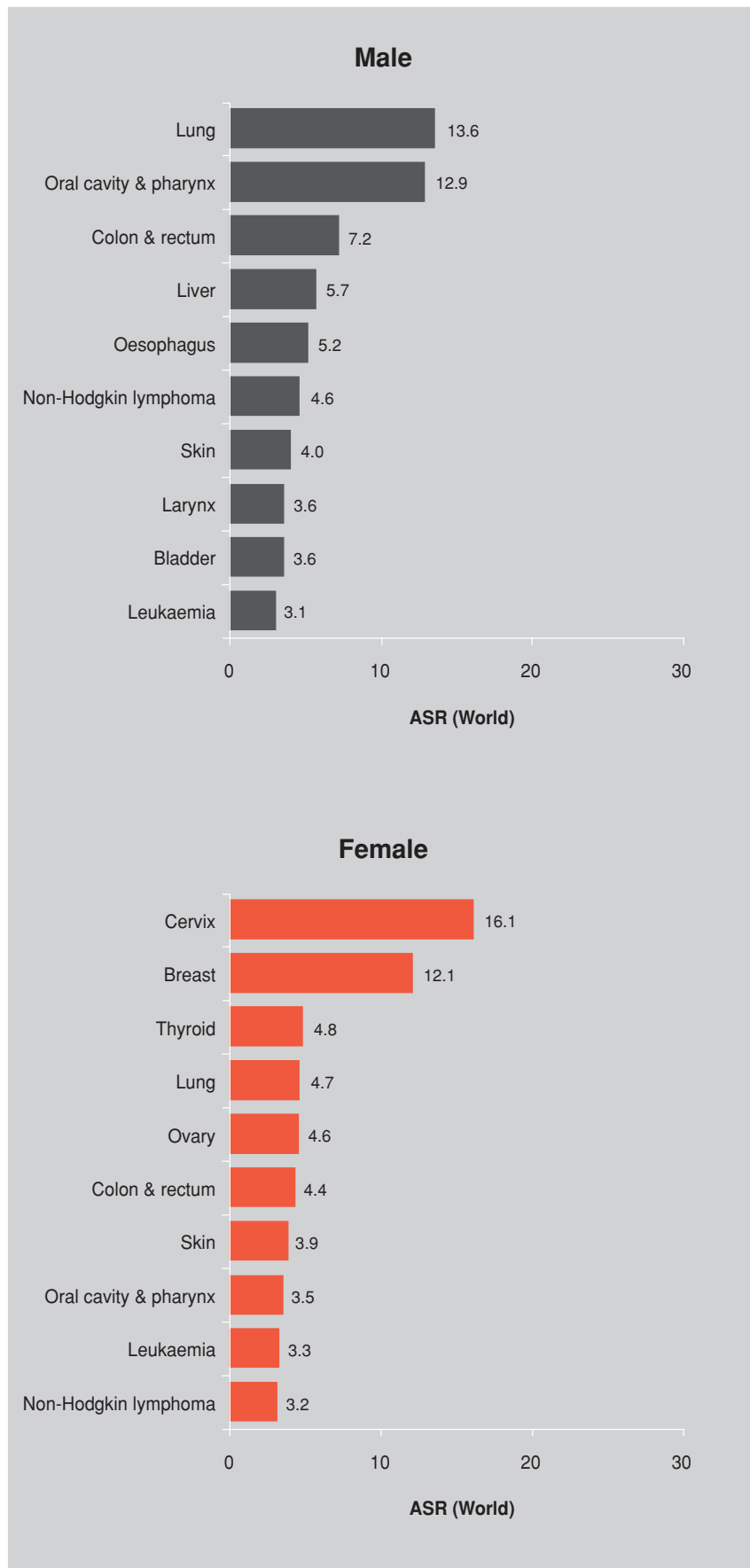


Table 1 Percentage of histologically verified and death certificate only cases, Songkhla 1995-1997

| | Male | | | Female | | |
|---------------------------|--------------|-------------|------------|--------------|-------------|------------|
| | Cases | %HV | %DCO | Cases | %HV | %DCO |
| Oral cavity | 118 | 96.6 | 0.9 | 53 | 96.2 | 0.0 |
| Nasopharynx | 38 | 100.0 | 0.0 | 21 | 95.2 | 0.0 |
| Other pharynx | 69 | 94.2 | 0.0 | 7 | 100.0 | 0.0 |
| Oesophagus | 74 | 89.2 | 0.0 | 34 | 79.4 | 5.9 |
| Stomach | 28 | 96.4 | 0.0 | 24 | 87.5 | 0.0 |
| Colon | 56 | 78.6 | 8.9 | 39 | 82.1 | 0.0 |
| Rectum | 52 | 90.4 | 0.0 | 33 | 97.0 | 0.0 |
| Liver | 88 | 50.0 | 12.5 | 23 | 52.2 | 8.7 |
| Gallbladder etc. | 13 | 84.6 | 0.0 | 17 | 76.5 | 0.0 |
| Pancreas | 18 | 44.4 | 0.0 | 16 | 62.5 | 0.0 |
| Larynx | 50 | 94.0 | 0.0 | 5 | 80.0 | 0.0 |
| Bronchus, lung | 192 | 70.8 | 6.8 | 78 | 68.0 | 3.9 |
| Bone | 5 | 80.0 | 0.0 | 2 | 100.0 | 0.0 |
| Melanoma of skin | 4 | 100.0 | 0.0 | 4 | 100.0 | 0.0 |
| Other skin | 54 | 100.0 | 0.0 | 66 | 98.5 | 0.0 |
| Female breast | 0 | 0.0 | 0.0 | 210 | 94.3 | 0.0 |
| Cervix uteri | 0 | 0.0 | 0.0 | 279 | 93.9 | 1.1 |
| Corpus uteri | 0 | 0.0 | 0.0 | 32 | 87.5 | 6.3 |
| Ovary, etc. | 0 | 0.0 | 0.0 | 79 | 94.9 | 0.0 |
| Prostate | 43 | 86.1 | 0.0 | 0 | 0.0 | 0.0 |
| Testis | 4 | 75.0 | 0.0 | 0 | 0.0 | 0.0 |
| Penis, other male genital | 27 | 77.8 | 0.0 | 0 | 0.0 | 0.0 |
| Bladder | 51 | 86.3 | 0.0 | 12 | 83.3 | 0.0 |
| Kidney, etc. | 16 | 93.8 | 0.0 | 4 | 100.0 | 0.0 |
| Brain, nervous system | 28 | 57.1 | 7.1 | 35 | 48.6 | 17.1 |
| Thyroid | 29 | 96.6 | 0.0 | 92 | 96.7 | 0.0 |
| Lymphoma | 82 | 97.6 | 0.0 | 57 | 98.3 | 0.0 |
| Leukaemia | 50 | 76.0 | 4.0 | 50 | 78.0 | 0.0 |
| All sites | 1 355 | 80.1 | 7.2 | 1 383 | 85.7 | 3.0 |

Table 2 Songkhla (1995-1997), Annual Incidence per 100 000 by Age Group (years) - Male

| Site | All Ages | Age Unk. | 0- | 5- | 10- | 15- | 20- | 25- | 30- | 35- | 40- | 45- | 50- | 55- | 60- | 65- | 70- | 75+ | Crude Rate | ASR (W) | ICD (10th) |
|-----------------------|----------|----------|-----|-----|-----|-----|-----|-----|-----|-----|-----|------|------|------|------|------|------|------|------------|---------|--------------|
| Lip | 2 | 0 | - | - | - | - | - | - | - | - | - | - | - | - | - | - | 3.6 | 3.1 | 0.1 | 0.1 | C00 |
| Tongue | 49 | 0 | - | - | - | - | - | - | - | 2.3 | 1.9 | 3.3 | 4.1 | 11.8 | 15.2 | 19.2 | 25.4 | 28.3 | 2.8 | 3.4 | C01-C02 |
| Salivary gland | 5 | 0 | - | - | - | 0.6 | - | 0.7 | - | - | - | - | - | - | - | 2.7 | 3.6 | 3.1 | 0.3 | 0.3 | C07-C08 |
| Mouth | 62 | 0 | - | - | - | 0.6 | - | - | 0.7 | 0.8 | 1.9 | 2.2 | 4.1 | 10.1 | 7.6 | 35.7 | 58.0 | 40.9 | 3.5 | 4.3 | C08-C06 |
| Oropharynx | 29 | 0 | - | - | - | 0.6 | - | - | - | 2.3 | 1.9 | 3.3 | 2.7 | 1.7 | 3.8 | 13.7 | 18.1 | 18.9 | 1.7 | 2.0 | C09-C10 |
| Nasopharynx | 38 | 0 | - | - | - | 1.1 | 0.6 | - | 1.4 | 3.1 | 5.7 | 3.3 | 6.8 | 8.4 | 5.7 | 11.0 | 7.3 | 3.1 | 2.2 | 2.4 | C11 |
| Hypopharynx | 37 | 0 | - | - | - | - | - | - | - | 2.8 | 3.3 | 3.3 | 6.8 | 1.7 | 11.4 | 19.2 | 21.8 | 18.9 | 2.1 | 2.6 | C12-C13 |
| Pharynx unspecified | 3 | 0 | - | - | - | - | - | - | - | - | - | - | - | 1.7 | 1.9 | 2.7 | - | - | 0.2 | 0.2 | C14 |
| Oesophagus | 74 | 0 | - | - | - | - | - | - | - | 0.8 | 0.9 | 8.9 | 1.4 | 21.9 | 32.2 | 27.5 | 25.4 | 50.3 | 4.2 | 5.2 | C15 |
| Stomach | 28 | 0 | - | - | - | - | - | - | - | - | 1.9 | 2.2 | 1.4 | 6.7 | 3.8 | 16.5 | 14.5 | 22.0 | 1.6 | 2.0 | C16 |
| Small intestine | 3 | 0 | - | - | - | - | - | - | - | 0.8 | - | - | - | - | 1.9 | 2.7 | - | - | 0.2 | 0.2 | C17 |
| Colon | 56 | 0 | - | - | - | 1.1 | 0.6 | 0.7 | 2.9 | 1.6 | 2.8 | 6.7 | 4.1 | 6.7 | 11.4 | 8.2 | 32.6 | 37.7 | 3.2 | 3.6 | C18 |
| Rectum | 52 | 0 | - | - | - | 0.6 | - | 0.7 | 0.7 | 0.8 | 2.8 | 3.3 | 6.8 | 13.5 | 15.2 | 19.2 | 25.4 | 22.0 | 3.0 | 3.6 | C19-C21 |
| Liver | 88 | 0 | - | 0.6 | - | 0.6 | 0.6 | 1.3 | 3.6 | 7.0 | 8.5 | 8.9 | 5.5 | 20.2 | 24.6 | 30.2 | 21.8 | 22.0 | 5.0 | 5.7 | C22 |
| Gallbladder etc. | 13 | 0 | - | - | - | - | - | - | - | 0.8 | 1.9 | - | 1.4 | 1.7 | 3.8 | - | 14.5 | 6.3 | 0.7 | 0.9 | C23-C24 |
| Pancreas | 18 | 0 | - | - | - | - | 1.2 | - | - | - | - | 3.3 | 2.7 | 5.1 | 3.8 | 5.5 | - | 12.6 | 1.0 | 1.2 | C25 |
| Nose, sinuses etc. | 9 | 0 | - | - | - | - | - | - | 0.7 | - | 0.9 | 2.2 | - | 3.4 | 1.9 | - | - | 6.3 | 0.5 | 0.6 | C30-C31 |
| Larynx | 50 | 0 | - | - | - | - | - | - | - | - | 1.9 | 1.1 | 4.1 | 5.1 | 30.3 | 27.5 | 25.4 | 25.2 | 2.9 | 3.6 | C32 |
| Bronchus, lung | 192 | 0 | - | - | 0.6 | - | - | - | 3.6 | 1.6 | 7.5 | 10.0 | 23.2 | 45.6 | 79.6 | 90.6 | 90.6 | 72.3 | 11.0 | 13.6 | C33-C34 |
| Other thoracic organs | 5 | 0 | - | - | 0.6 | - | - | 0.7 | - | - | - | 1.1 | - | - | 1.9 | - | - | 3.1 | 0.3 | 0.3 | C37-C38 |
| Bone | 5 | 0 | - | 0.6 | 1.1 | 0.6 | - | - | 0.7 | - | - | - | - | - | - | - | - | - | 0.3 | 0.3 | C40-C41 |
| Connective tissue | 11 | 0 | - | - | 0.6 | 0.6 | - | - | 1.4 | 1.6 | - | 2.2 | 1.4 | 1.7 | - | 2.7 | - | - | 0.6 | 0.6 | C47, C49 |
| Mesothelioma | 0 | 0 | - | - | - | - | - | - | - | - | - | - | - | - | - | - | - | - | 0.0 | 0.0 | C45 |
| Kaposi's sarcoma | 0 | 0 | - | - | - | - | - | - | - | - | - | - | - | - | - | - | - | - | 0.0 | 0.0 | C46 |
| Melanoma of skin | 4 | 0 | - | - | 0.6 | - | - | - | - | 0.8 | - | - | - | - | - | - | 7.3 | - | 0.2 | 0.2 | C43 |
| Other skin | 54 | 0 | - | - | - | - | - | - | 0.7 | - | 0.9 | 5.6 | 5.5 | 8.4 | 22.7 | 27.5 | 18.1 | 34.6 | 3.1 | 3.8 | C44 |
| Breast | 0 | 0 | - | - | - | - | - | - | - | - | - | - | - | - | - | - | - | - | 0.0 | 0.0 | C50 |
| Prostate | 43 | 0 | - | - | - | - | - | - | - | - | - | - | 4.1 | 3.4 | 9.5 | 19.2 | 14.5 | 69.2 | 2.5 | 3.0 | C61 |
| Testis | 4 | 0 | - | - | - | - | - | - | 0.7 | 0.8 | 0.9 | - | - | - | 1.9 | - | - | - | 0.2 | 0.2 | C62 |
| Penis | 27 | 0 | - | - | - | - | - | - | - | - | 0.9 | 4.5 | - | 8.4 | 11.4 | 8.2 | 7.3 | 18.9 | 1.5 | 1.9 | C60 |
| Other male genital | 0 | 0 | - | - | - | - | - | - | - | - | - | - | - | - | - | - | - | - | 0.0 | 0.0 | C63 |
| Bladder | 51 | 0 | - | - | - | - | - | - | 1.4 | 0.8 | 1.9 | 2.2 | 4.1 | 6.7 | 9.5 | 33.0 | 29.0 | 37.7 | 2.9 | 3.6 | C67 |
| Kidney etc. | 16 | 0 | 1.3 | - | - | - | - | - | 0.7 | - | - | 1.1 | 4.1 | - | 1.9 | 11.0 | 3.6 | 15.7 | 0.9 | 1.1 | C64-C66; C68 |
| Eye | 4 | 0 | - | - | - | - | - | - | - | - | - | - | - | - | - | 2.7 | 3.6 | - | 0.2 | 0.3 | C69 |
| Brain, nervous system | 28 | 0 | 1.9 | 0.6 | 1.1 | - | - | 2.6 | 0.7 | 3.1 | 5.7 | 1.1 | - | 5.1 | 3.8 | - | - | 3.1 | 1.6 | 1.7 | C70-C72 |
| Thyroid | 29 | 0 | - | - | - | 0.6 | 0.6 | 1.3 | 2.2 | 0.8 | 6.6 | 4.5 | 1.4 | 10.1 | 1.9 | 2.7 | - | 6.3 | 1.7 | 1.7 | C73 |
| Other endocrine | 3 | 0 | 1.9 | - | - | - | - | - | - | - | - | - | - | - | - | - | - | - | 0.2 | 0.2 | C74-C75 |
| Hodgkin's disease | 11 | 0 | - | - | - | - | - | 0.7 | 1.4 | 0.8 | - | 3.3 | 1.4 | - | 3.8 | - | 3.6 | - | 0.6 | 0.7 | C81 |
| Non-Hodgkin lymphoma | 71 | 0 | 0.6 | 1.1 | - | 2.2 | 0.6 | 2.0 | 2.2 | 2.3 | 3.8 | 5.6 | 6.8 | 13.5 | 7.6 | 24.7 | 29.0 | 34.6 | 4.1 | 4.6 | C82-C85; C96 |
| Multiple myeloma | 13 | 0 | - | - | - | - | - | 0.7 | - | - | 0.9 | 3.3 | - | 1.7 | 5.7 | 2.7 | 7.3 | 3.1 | 0.7 | 0.9 | C88; C90 |
| Lymphoid leukaemia | 14 | 0 | 2.6 | 2.3 | 0.6 | - | 0.6 | 1.3 | - | 0.8 | - | - | - | 4.1 | 5.1 | 3.8 | 8.2 | - | 0.8 | 0.9 | C91 |
| Myeloid leukaemia | 26 | 0 | - | 1.1 | 0.6 | 2.2 | - | 2.6 | 1.4 | 0.8 | - | - | - | - | - | - | - | 3.1 | 1.5 | 1.6 | C92 |
| Monocytic leukaemia | 1 | 0 | - | - | - | - | - | - | - | - | - | 1.1 | - | - | - | - | - | - | 0.1 | 0.1 | C93 |
| Other leukaemia | 0 | 0 | - | - | - | - | - | - | - | - | - | - | - | - | - | - | - | - | 0.0 | 0.0 | C94 |
| Leukaemia unspecified | 9 | 0 | - | 1.1 | 0.6 | 0.6 | 0.6 | 1.3 | 1.4 | - | - | - | - | - | - | - | - | - | 0.5 | 0.5 | C95 |
| Other and unspecified | 118 | 1 | 0.6 | - | - | - | 1.2 | 7.2 | 2.9 | 7.0 | 4.7 | 14.5 | 17.8 | 28.7 | 26.5 | 41.2 | 29.0 | 15.7 | 6.7 | 7.7 | O&U |
| All sites | 1 355 | 1 | 9 | 7 | 6 | 11 | 7 | 23 | 32 | 41 | 70 | 112 | 126 | 258 | 366 | 516 | 544 | 638 | 77.4 | 91.4 | ALL |

Table 3 Songkhla (1995-1997), Annual Incidence per 100 000 by Age Group (years) - Female

| Site | All Ages | Age Unk. | 0- | 5- | 10- | 15- | 20- | 25- | 30- | 35- | 40- | 45- | 50- | 55- | 60- | 65- | 70- | 75+ | Crude Rate | ASR (W) | ICD (10th) |
|-----------------------|--------------|----------|-----------|----------|----------|-----------|-----------|-----------|-----------|-----------|------------|------------|------------|------------|------------|------------|------------|------------|-------------|-------------|--------------|
| Lip | 11 | 0 | - | - | - | - | - | - | - | - | - | - | - | - | - | - | 6.3 | 18.6 | 0.6 | 0.6 | C00 |
| Tongue | 13 | 0 | - | - | - | 0.6 | - | - | - | 0.7 | - | - | - | - | 1.8 | 5.4 | 3.2 | 9.3 | 0.7 | 0.8 | C01-C02 |
| Salivary gland | 4 | 0 | - | - | - | - | 0.7 | - | - | 0.7 | - | - | - | - | 5.0 | 2.5 | 3.2 | 9.3 | 0.2 | 0.2 | C07-C08 |
| Mouth | 25 | 0 | - | - | - | 0.6 | - | - | - | - | - | - | 1.3 | 6.5 | 3.6 | 5.0 | 12.7 | 27.9 | 1.4 | 1.4 | C03-C06 |
| Oropharynx | 3 | 0 | - | - | - | - | - | - | - | - | - | - | - | - | 3.6 | - | 3.2 | - | 0.2 | 0.2 | C09-C10 |
| Nasopharynx | 21 | 0 | - | - | 0.6 | 0.6 | 0.6 | 0.7 | 1.5 | 0.9 | 0.9 | 4.3 | 1.3 | 4.9 | 1.8 | - | 9.5 | 2.3 | 1.2 | 1.2 | C11 |
| Hypopharynx | 3 | 0 | - | - | - | - | - | - | - | - | - | - | - | 1.6 | 1.8 | 2.5 | - | - | 0.2 | 0.2 | C12-C13 |
| Pharynx unspecified | 1 | 0 | - | - | - | - | - | - | - | - | - | - | - | - | 3.2 | - | 3.2 | - | 0.1 | 0.1 | C14 |
| Oesophagus | 34 | 0 | - | - | - | - | - | - | 0.7 | 0.7 | - | 2.2 | 3.9 | 6.5 | 10.9 | 12.5 | 25.4 | 11.6 | 1.9 | 2.2 | C15 |
| Stomach | 24 | 0 | - | - | - | - | - | - | 0.7 | 0.7 | 2.6 | 1.1 | 2.6 | 3.2 | 7.2 | 5.0 | 9.5 | 14.0 | 1.3 | 1.4 | C16 |
| Small intestine | 5 | 0 | - | - | - | - | - | 0.7 | - | 0.9 | 0.9 | 1.1 | 1.3 | - | - | - | 3.2 | - | 0.3 | 0.3 | C17 |
| Colon | 39 | 0 | - | - | - | - | - | 0.7 | 1.5 | 2.6 | 1.1 | 3.9 | 6.5 | 5.4 | 5.4 | 15.0 | 9.5 | 32.6 | 2.2 | 2.3 | C18 |
| Rectum | 33 | 0 | - | - | - | - | - | 0.7 | 0.7 | 2.6 | 3.2 | 3.9 | 11.4 | 7.2 | 7.2 | 15.0 | 9.5 | 14.0 | 1.8 | 2.1 | C19-C21 |
| Liver | 23 | 0 | - | - | - | - | - | - | 2.9 | 2.6 | 3.9 | 4.9 | 5.4 | 5.4 | 7.5 | 2.3 | 1.3 | 1.3 | 1.4 | 1.4 | C22 |
| Gallbladder etc. | 17 | 0 | - | - | - | - | - | - | - | 2.2 | 2.2 | 2.2 | .6 | 3.2 | 12.7 | 5.0 | 4.7 | 0.9 | 1.1 | 1.1 | C23-C24 |
| Pancreas | 16 | 0 | - | - | - | 0.6 | - | - | 0.7 | 0.9 | - | - | - | 1.6 | 7.2 | 5.0 | 9.5 | 7.0 | 0.9 | 1.0 | C25 |
| Nose, sinuses etc. | 2 | 0 | - | - | - | - | - | - | - | - | - | - | - | - | 3.6 | - | - | - | 0.1 | 0.1 | C30-C31 |
| Larynx | 5 | 0 | - | - | - | - | - | - | - | - | 1.1 | 1.3 | - | - | 1.8 | - | 4.7 | - | 0.3 | 0.3 | C32 |
| Bronchus, lung | 78 | 0 | - | - | - | 0.6 | 1.3 | 6.6 | 4.4 | 2.2 | 5.2 | 13.0 | 18.1 | 27.5 | 44.4 | 27.9 | 4.3 | 4.7 | 4.3 | 4.7 | C33-C34 |
| Other thoracic organs | 2 | 0 | - | - | - | 0.6 | - | - | - | - | - | - | - | - | - | - | 2.3 | - | 0.1 | 0.1 | C37-C38 |
| Bone | 2 | 0 | 0.7 | - | - | - | - | - | 0.7 | 0.9 | 1.1 | 3.9 | 3.2 | 3.6 | - | - | - | - | 0.1 | 0.2 | C40-C41 |
| Connective tissue | 12 | 0 | - | - | - | - | - | - | - | - | - | - | - | - | - | - | - | - | 0.7 | 0.7 | C47; C49 |
| Mesothelioma | 0 | 0 | - | - | - | - | - | - | - | - | - | - | - | - | - | - | - | - | 0.0 | 0.0 | C45 |
| Kaposi's sarcoma | 0 | 0 | - | - | - | - | - | - | - | - | - | - | - | - | - | - | - | - | 0.0 | 0.0 | C46 |
| Melanoma of skin | 4 | 0 | - | - | 0.6 | - | - | 0.7 | - | - | - | - | - | - | - | - | - | 4.7 | 0.2 | 0.2 | C43 |
| Other skin | 66 | 0 | - | - | - | 0.6 | - | - | 2.0 | 3.5 | 2.2 | 2.6 | 8.1 | 7.2 | 7.2 | 15.0 | 41.2 | 55.9 | 3.7 | 3.7 | C44 |
| Breast | 210 | 0 | - | - | - | 1.8 | 11.7 | 24.1 | 31.7 | 39.9 | 2.2 | 39.9 | 23.5 | 32.5 | 38.0 | 25.0 | 22.2 | 16.3 | 11.6 | 12.1 | C50 |
| Uterus unspecified | 2 | 0 | - | - | - | - | - | - | 0.7 | - | - | - | - | - | - | - | - | - | 0.1 | 0.1 | C55 |
| Cervix uteri | 279 | 0 | - | - | - | 1.2 | 15.0 | 30.7 | 39.6 | 36.7 | 34.0 | 42.2 | 65.1 | 42.5 | 28.5 | 39.6 | 15.5 | 16.1 | 15.5 | 16.1 | C53 |
| Placenta | 4 | 0 | - | - | - | - | - | - | 0.6 | 0.9 | 2.2 | 2.2 | - | - | - | - | - | - | 0.2 | 0.2 | C58 |
| Corpus uteri | 32 | 0 | - | - | - | - | - | - | - | 2.2 | 2.6 | 6.5 | 6.5 | 3.2 | 7.2 | 12.5 | 12.7 | - | 1.8 | 2.1 | C54 |
| Ovary etc. | 79 | 0 | - | - | 1.2 | 0.6 | 2.9 | 4.6 | 7.0 | 12.9 | 7.0 | 12.9 | 9.1 | 17.9 | 12.7 | 12.5 | 9.5 | 7.0 | 4.4 | 4.6 | C56 |
| Other female genital | 13 | 0 | - | - | - | - | - | - | 1.5 | 0.9 | 4.3 | 1.1 | 1.3 | 1.6 | 3.6 | 2.5 | 2.5 | 9.3 | 0.7 | 0.7 | C51-C52; C57 |
| Bladder | 12 | 0 | - | - | - | - | - | - | - | - | - | - | 1.3 | 1.6 | 3.6 | 2.5 | 12.7 | 4.7 | 0.7 | 0.8 | C67 |
| Kidney etc. | 4 | 0 | - | - | - | - | - | - | - | - | - | - | 1.3 | 3.2 | - | - | - | - | 0.2 | 0.3 | C64-C66; C68 |
| Eye | 3 | 0 | 0.7 | - | - | - | - | - | - | 0.9 | - | - | - | - | - | - | 3.2 | - | 0.2 | 0.2 | C69 |
| Brain, nervous system | 35 | 0 | 4.1 | 1.2 | 0.6 | 0.6 | 1.2 | 1.8 | 0.7 | 3.7 | - | 1.1 | 1.3 | 11.4 | - | 7.5 | 3.2 | 2.3 | 1.9 | 2.1 | C70-C72 |
| Thyroid | 92 | 0 | - | - | 0.6 | 3.3 | 6.4 | 8.4 | 6.5 | 8.0 | 6.2 | 10.8 | 7.8 | 9.7 | 3.6 | 7.5 | - | 11.6 | 5.1 | 4.8 | C73 |
| Other endocrine | 4 | 0 | 0.7 | - | - | - | - | - | - | 0.7 | - | - | - | - | - | - | - | - | 0.2 | 0.2 | C74-C75 |
| Hodgkin's disease | 3 | 0 | - | - | - | - | - | - | - | 0.7 | - | 2.2 | - | - | - | - | - | - | 0.2 | 0.2 | C81 |
| Non-Hodgkin lymphoma | 54 | 0 | - | - | - | 2.2 | 1.2 | 0.6 | 1.3 | 2.9 | 1.8 | 4.3 | 3.9 | 9.7 | 9.0 | 25.0 | 6.3 | 20.9 | 3.0 | 3.2 | C82-C85; C96 |
| Multiple myeloma | 7 | 0 | - | - | - | - | - | - | - | 0.7 | - | 1.1 | 2.6 | - | 1.8 | - | 3.2 | 2.3 | 0.4 | 0.4 | C88; C90 |
| Lymphoid leukaemia | 14 | 0 | 6.2 | 1.2 | 0.6 | - | - | - | - | - | - | 2.2 | - | - | - | - | - | - | 0.8 | 1.0 | C91 |
| Myeloid leukaemia | 28 | 0 | 0.7 | - | - | 1.7 | 0.6 | 0.6 | 0.7 | 2.9 | 0.9 | 2.2 | 3.9 | 4.9 | 5.4 | 7.5 | 3.2 | 2.3 | 1.6 | 1.7 | C92 |
| Monocytic leukaemia | 0 | 0 | - | - | - | - | - | - | - | - | - | - | - | - | - | - | - | - | 0.0 | 0.0 | C93 |
| Other leukaemia | 1 | 0 | - | - | - | - | - | - | - | - | - | - | - | - | - | 2.5 | - | - | 0.1 | 0.1 | C94 |
| Leukaemia unspecified | 7 | 0 | 1.4 | 0.6 | - | - | - | - | - | - | 1.8 | - | - | - | 1.8 | - | - | 2.3 | 0.4 | 0.5 | C95 |
| Other and unspecified | 57 | 0 | 0.7 | - | 0.6 | 1.1 | 0.6 | 1.8 | 2.6 | 0.7 | 3.5 | 4.3 | 7.8 | 8.1 | 7.2 | 25.0 | 6.3 | 20.9 | 3.2 | 3.4 | O&U |
| All sites | 1 383 | 0 | 16 | 3 | 6 | 12 | 15 | 21 | 51 | 99 | 117 | 154 | 141 | 223 | 264 | 298 | 311 | 379 | 76.6 | 81.3 | ALL |

Table 4 Songkhla (1995-1997), Number of Cases by Age Group (years) - Male

| Site | All Ages | Age Unk. | 0- | 5- | 10- | 15- | 20- | 25- | 30- | 35- | 40- | 45- | 50- | 55- | 60- | 65- | 70- | 75+ | % | ICD (10th) |
|-----------------------|--------------|----------|-----------|-----------|-----------|-----------|-----------|-----------|-----------|-----------|-----------|------------|-----------|------------|------------|------------|------------|------------|----------------|--------------|
| Lip | 2 | 0 | 0 | 0 | 0 | 0 | 0 | 0 | 0 | 0 | 0 | 0 | 0 | 0 | 0 | 0 | 1 | 1 | 0.1 % | C00 |
| Tongue | 49 | 0 | 0 | 0 | 0 | 0 | 0 | 0 | 0 | 0 | 2 | 3 | 3 | 7 | 8 | 7 | 7 | 9 | 3.6 % | C01-C02 |
| Salivary gland | 5 | 0 | 0 | 0 | 0 | 1 | 0 | 0 | 0 | 0 | 0 | 0 | 0 | 0 | 0 | 1 | 1 | 1 | 0.4 % | C07-C08 |
| Mouth | 62 | 0 | 0 | 0 | 0 | 1 | 0 | 0 | 1 | 1 | 2 | 2 | 3 | 6 | 4 | 13 | 16 | 13 | 4.6 % | C08-C06 |
| Oropharynx | 29 | 0 | 0 | 0 | 0 | 0 | 0 | 0 | 0 | 3 | 2 | 3 | 2 | 1 | 2 | 5 | 5 | 6 | 2.1 % | C09-C10 |
| Nasopharynx | 38 | 0 | 0 | 0 | 0 | 2 | 1 | 0 | 2 | 4 | 6 | 3 | 5 | 5 | 3 | 4 | 2 | 1 | 2.8 % | C11 |
| Hypopharynx | 37 | 0 | 0 | 0 | 0 | 0 | 0 | 0 | 0 | 0 | 3 | 3 | 5 | 6 | 7 | 6 | 6 | 6 | 2.7 % | C12-C13 |
| Pharynx unspecified | 3 | 0 | 0 | 0 | 0 | 0 | 0 | 0 | 0 | 0 | 0 | 0 | 0 | 1 | 1 | 1 | 0 | 0 | 0.2 % | C14 |
| Oesophagus | 74 | 0 | 0 | 0 | 0 | 0 | 0 | 0 | 0 | 1 | 1 | 8 | 0 | 13 | 17 | 10 | 7 | 16 | 5.5 % | C15 |
| Stomach | 28 | 0 | 0 | 0 | 0 | 0 | 0 | 0 | 0 | 0 | 2 | 2 | 1 | 4 | 2 | 6 | 4 | 7 | 2.1 % | C16 |
| Small intestine | 3 | 0 | 0 | 0 | 0 | 0 | 0 | 0 | 0 | 1 | 0 | 0 | 0 | 0 | 1 | 1 | 0 | 0 | 0.2 % | C17 |
| Colon | 56 | 0 | 0 | 0 | 0 | 2 | 1 | 1 | 4 | 2 | 3 | 6 | 3 | 4 | 3 | 3 | 9 | 12 | 4.1 % | C18 |
| Rectum | 52 | 0 | 0 | 0 | 0 | 1 | 0 | 1 | 1 | 1 | 3 | 3 | 5 | 8 | 6 | 7 | 7 | 7 | 3.8 % | C19-C21 |
| Liver | 88 | 0 | 0 | 0 | 0 | 0 | 0 | 1 | 5 | 9 | 9 | 8 | 4 | 12 | 13 | 11 | 6 | 7 | 6.5 % | C22 |
| Gallbladder etc. | 13 | 0 | 0 | 0 | 0 | 0 | 0 | 0 | 0 | 1 | 2 | 0 | 1 | 1 | 2 | 0 | 4 | 2 | 1.0 % | C23-C24 |
| Pancreas | 18 | 0 | 0 | 0 | 0 | 0 | 0 | 0 | 0 | 0 | 0 | 3 | 2 | 2 | 2 | 0 | 0 | 4 | 1.3 % | C25 |
| Nose, sinuses etc. | 9 | 0 | 0 | 0 | 0 | 0 | 0 | 0 | 1 | 0 | 1 | 0 | 0 | 2 | 1 | 0 | 0 | 2 | 0.7 % | C30-C31 |
| Larynx | 50 | 0 | 0 | 0 | 0 | 0 | 0 | 0 | 0 | 0 | 2 | 2 | 3 | 16 | 10 | 7 | 8 | 3.7 % | C32 | |
| Bronchus, lung | 192 | 0 | 0 | 0 | 0 | 1 | 0 | 0 | 5 | 2 | 8 | 9 | 17 | 27 | 42 | 33 | 25 | 23 | 14.2 % | C33-C34 |
| Other thoracic organs | 5 | 0 | 0 | 0 | 0 | 0 | 0 | 1 | 0 | 0 | 0 | 1 | 0 | 0 | 1 | 0 | 0 | 1 | 0.4 % | C37-C38 |
| Bone | 5 | 0 | 0 | 0 | 0 | 1 | 0 | 0 | 1 | 0 | 0 | 0 | 0 | 0 | 0 | 0 | 0 | 0 | 0.4 % | C40-C41 |
| Connective tissue | 11 | 0 | 0 | 0 | 0 | 1 | 0 | 0 | 2 | 2 | 0 | 2 | 1 | 1 | 0 | 1 | 0 | 0 | 0.8 % | C47; C49 |
| Mesothelioma | 0 | 0 | 0 | 0 | 0 | 0 | 0 | 0 | 0 | 0 | 0 | 0 | 0 | 0 | 0 | 0 | 0 | 0 | 0.0 % | C45 |
| Kaposi's sarcoma | 0 | 0 | 0 | 0 | 0 | 0 | 0 | 0 | 0 | 0 | 0 | 0 | 0 | 0 | 0 | 0 | 0 | 0 | 0.0 % | C46 |
| Melanoma of skin | 4 | 0 | 0 | 0 | 0 | 0 | 0 | 0 | 0 | 1 | 0 | 0 | 0 | 0 | 0 | 0 | 2 | 0 | 0.3 % | C43 |
| Other skin | 54 | 0 | 0 | 0 | 0 | 0 | 0 | 0 | 1 | 0 | 1 | 5 | 4 | 5 | 12 | 10 | 5 | 11 | 4.0 % | C44 |
| Breast | 0 | 0 | 0 | 0 | 0 | 0 | 0 | 0 | 0 | 0 | 0 | 0 | 0 | 0 | 0 | 0 | 0 | 0 | 0.0 % | C50 |
| Prostate | 43 | 0 | 0 | 0 | 0 | 0 | 0 | 0 | 0 | 0 | 0 | 0 | 3 | 2 | 5 | 7 | 4 | 22 | 3.2 % | C61 |
| Testis | 4 | 0 | 0 | 0 | 0 | 0 | 0 | 0 | 1 | 1 | 1 | 0 | 0 | 0 | 1 | 0 | 0 | 0 | 0.3 % | C62 |
| Penis | 27 | 0 | 0 | 0 | 0 | 0 | 0 | 0 | 0 | 0 | 0 | 4 | 0 | 5 | 6 | 3 | 2 | 6 | 2.0 % | C60 |
| Other male genital | 0 | 0 | 0 | 0 | 0 | 0 | 0 | 0 | 0 | 0 | 0 | 0 | 0 | 0 | 0 | 0 | 0 | 0 | 0.0 % | C63 |
| Bladder | 51 | 0 | 0 | 0 | 0 | 0 | 0 | 0 | 2 | 1 | 2 | 2 | 3 | 4 | 5 | 12 | 8 | 12 | 3.8 % | C67 |
| Kidney etc. | 16 | 0 | 0 | 0 | 0 | 0 | 0 | 0 | 1 | 0 | 0 | 1 | 3 | 0 | 1 | 4 | 1 | 5 | 1.2 % | C64-C66; C68 |
| Eye | 4 | 0 | 2 | 0 | 0 | 0 | 0 | 0 | 0 | 0 | 0 | 0 | 0 | 0 | 1 | 1 | 1 | 0 | 0.3 % | C69 |
| Brain, nervous system | 28 | 0 | 3 | 1 | 2 | 0 | 0 | 4 | 1 | 4 | 6 | 1 | 0 | 3 | 2 | 0 | 0 | 1 | 2.1 % | C70-C72 |
| Thyroid | 29 | 0 | 0 | 0 | 0 | 0 | 1 | 2 | 3 | 1 | 7 | 4 | 1 | 6 | 1 | 1 | 0 | 2 | 2.1 % | C73 |
| Other endocrine | 3 | 0 | 0 | 0 | 0 | 0 | 0 | 0 | 0 | 0 | 0 | 0 | 0 | 0 | 0 | 0 | 0 | 0 | 0.2 % | C74-C75 |
| Hodgkin's disease | 11 | 0 | 0 | 0 | 0 | 0 | 0 | 0 | 2 | 1 | 0 | 3 | 1 | 0 | 2 | 0 | 1 | 0 | 0.8 % | C81 |
| Non-Hodgkin lymphoma | 71 | 0 | 1 | 2 | 0 | 4 | 1 | 3 | 3 | 3 | 4 | 5 | 5 | 8 | 9 | 8 | 11 | 11 | 5.2 % | C82-C85; C96 |
| Multiple myeloma | 13 | 0 | 0 | 0 | 0 | 0 | 0 | 0 | 1 | 0 | 1 | 3 | 0 | 1 | 3 | 1 | 2 | 1 | 1.0 % | C88; C90 |
| Lymphoid leukaemia | 14 | 0 | 4 | 4 | 1 | 0 | 1 | 2 | 0 | 1 | 0 | 0 | 0 | 0 | 0 | 0 | 1 | 0 | 1.0 % | C91 |
| Myeloid leukaemia | 26 | 0 | 0 | 0 | 0 | 0 | 0 | 4 | 2 | 1 | 0 | 0 | 3 | 3 | 2 | 3 | 0 | 1 | 1.9 % | C92 |
| Monocytic leukaemia | 1 | 0 | 0 | 0 | 0 | 0 | 0 | 0 | 0 | 0 | 0 | 1 | 0 | 0 | 0 | 0 | 0 | 0 | 0.1 % | C93 |
| Other leukaemia | 0 | 0 | 0 | 0 | 0 | 0 | 0 | 0 | 0 | 0 | 0 | 0 | 0 | 0 | 0 | 0 | 0 | 0 | 0.0 % | C94 |
| Leukaemia unspecified | 9 | 0 | 0 | 0 | 0 | 1 | 1 | 2 | 2 | 0 | 0 | 0 | 0 | 0 | 0 | 0 | 0 | 0 | 0.7 % | C95 |
| Other and unspecified | 118 | 1 | 1 | 0 | 0 | 0 | 2 | 11 | 4 | 9 | 5 | 13 | 13 | 17 | 14 | 15 | 8 | 5 | 8.7 % | O&U |
| All sites | 1 355 | 1 | 14 | 13 | 10 | 19 | 11 | 35 | 45 | 53 | 74 | 101 | 92 | 153 | 193 | 188 | 150 | 203 | 100.0 % | ALL |

Table 5 Songkhla (1995-1997), Number of Cases by Age Group (years) - Female

| Site | All Ages | Age Unk. | 0- | 5- | 10- | 15- | 20- | 25- | 30- | 35- | 40- | 45- | 50- | 55- | 60- | 65- | 70- | 75+ | % | ICD (10th) |
|-----------------------|----------|----------|----|----|-----|-----|-----|-----|-----|-----|-----|-----|-----|-----|-----|-----|-----|-----|---------|--------------|
| Lip | 11 | 0 | 0 | 0 | 0 | 0 | 0 | 0 | 0 | 0 | 0 | 0 | 0 | 0 | 0 | 0 | 2 | 8 | 0.8 % | C00 |
| Tongue | 13 | 0 | 0 | 0 | 0 | 1 | 0 | 0 | 0 | 0 | 0 | 0 | 0 | 0 | 1 | 2 | 1 | 4 | 0.9 % | C01-C02 |
| Salivary gland | 4 | 0 | 0 | 0 | 0 | 0 | 0 | 0 | 0 | 0 | 0 | 0 | 0 | 0 | 0 | 0 | 0 | 0 | 0.3 % | C07-C08 |
| Mouth | 25 | 0 | 0 | 0 | 0 | 0 | 0 | 0 | 0 | 0 | 0 | 0 | 1 | 4 | 2 | 2 | 4 | 12 | 1.8 % | C03-C06 |
| Oropharynx | 3 | 0 | 0 | 0 | 0 | 0 | 0 | 0 | 0 | 0 | 0 | 0 | 0 | 0 | 0 | 0 | 1 | 0 | 0.2 % | C09-C10 |
| Nasopharynx | 21 | 0 | 0 | 0 | 1 | 1 | 1 | 1 | 1 | 2 | 1 | 4 | 1 | 3 | 1 | 0 | 3 | 1 | 1.5 % | C11 |
| Hypopharynx | 3 | 0 | 0 | 0 | 0 | 0 | 0 | 0 | 0 | 0 | 0 | 0 | 0 | 0 | 0 | 0 | 0 | 0 | 0.2 % | C12-C13 |
| Pharynx unspecified | 1 | 0 | 0 | 0 | 0 | 0 | 0 | 0 | 0 | 0 | 0 | 0 | 0 | 0 | 0 | 0 | 0 | 0 | 0.1 % | C14 |
| Oesophagus | 34 | 0 | 0 | 0 | 0 | 0 | 0 | 0 | 0 | 0 | 0 | 2 | 3 | 4 | 6 | 5 | 8 | 5 | 2.5 % | C15 |
| Stomach | 24 | 0 | 0 | 0 | 0 | 0 | 0 | 0 | 0 | 0 | 1 | 1 | 2 | 2 | 4 | 2 | 3 | 6 | 1.7 % | C16 |
| Small intestine | 5 | 0 | 0 | 0 | 0 | 0 | 0 | 0 | 0 | 0 | 1 | 1 | 1 | 0 | 0 | 0 | 1 | 0 | 0.4 % | C17 |
| Colon | 39 | 0 | 0 | 0 | 0 | 0 | 0 | 0 | 0 | 2 | 3 | 1 | 3 | 4 | 3 | 6 | 3 | 14 | 2.8 % | C18 |
| Rectum | 33 | 0 | 0 | 0 | 0 | 0 | 0 | 0 | 0 | 1 | 0 | 3 | 3 | 7 | 4 | 6 | 3 | 6 | 2.4 % | C19-C21 |
| Liver | 23 | 0 | 0 | 0 | 0 | 0 | 0 | 0 | 0 | 0 | 3 | 0 | 3 | 3 | 3 | 3 | 3 | 1 | 1.7 % | C22 |
| Gallbladder etc. | 17 | 0 | 0 | 0 | 0 | 0 | 0 | 0 | 0 | 0 | 0 | 2 | 2 | 7 | 2 | 0 | 2 | 2 | 1.2 % | C23-C24 |
| Pancreas | 16 | 0 | 0 | 0 | 0 | 1 | 0 | 0 | 1 | 0 | 0 | 0 | 0 | 1 | 4 | 2 | 3 | 3 | 1.2 % | C25 |
| Nose, sinuses etc. | 2 | 0 | 0 | 0 | 0 | 0 | 0 | 0 | 0 | 0 | 0 | 0 | 0 | 0 | 2 | 0 | 0 | 0 | 0.1 % | C30-C31 |
| Larynx | 5 | 0 | 0 | 0 | 0 | 0 | 0 | 0 | 0 | 0 | 0 | 0 | 1 | 0 | 1 | 0 | 0 | 2 | 0.4 % | C32 |
| Bronchus, lung | 78 | 0 | 0 | 0 | 0 | 0 | 0 | 1 | 2 | 9 | 5 | 2 | 4 | 8 | 10 | 11 | 14 | 12 | 5.6 % | C33-C34 |
| Other thoracic organs | 2 | 0 | 0 | 0 | 0 | 0 | 0 | 0 | 0 | 0 | 0 | 0 | 0 | 0 | 0 | 0 | 0 | 0 | 0.1 % | C37-C38 |
| Bone | 2 | 0 | 1 | 0 | 0 | 0 | 0 | 0 | 0 | 0 | 0 | 0 | 0 | 0 | 0 | 0 | 0 | 0 | 0.1 % | C40-C41 |
| Connective tissue | 12 | 0 | 0 | 0 | 0 | 0 | 0 | 0 | 0 | 0 | 1 | 1 | 3 | 2 | 2 | 0 | 0 | 0 | 0.9 % | C42; C49 |
| Mesothelioma | 0 | 0 | 0 | 0 | 0 | 0 | 0 | 0 | 0 | 0 | 0 | 0 | 0 | 0 | 0 | 0 | 0 | 0 | 0.0 % | C45 |
| Kaposi's sarcoma | 0 | 0 | 0 | 0 | 0 | 0 | 0 | 0 | 0 | 0 | 0 | 0 | 0 | 0 | 0 | 0 | 0 | 0 | 0.0 % | C46 |
| Melanoma of skin | 4 | 0 | 0 | 0 | 0 | 0 | 0 | 0 | 1 | 0 | 0 | 0 | 0 | 0 | 0 | 0 | 0 | 2 | 0.3 % | C43 |
| Other skin | 66 | 0 | 0 | 0 | 0 | 0 | 0 | 0 | 3 | 2 | 4 | 2 | 2 | 5 | 4 | 6 | 13 | 24 | 4.8 % | C44 |
| Breast | 210 | 0 | 0 | 0 | 0 | 0 | 3 | 18 | 33 | 37 | 36 | 37 | 18 | 20 | 21 | 10 | 7 | 7 | 15.2 % | C50 |
| Uterus unspecified | 2 | 0 | 0 | 0 | 0 | 0 | 0 | 0 | 0 | 1 | 0 | 1 | 0 | 0 | 0 | 0 | 0 | 0 | 0.1 % | C55 |
| Cervix uteri | 279 | 0 | 0 | 0 | 0 | 0 | 2 | 23 | 42 | 34 | 45 | 34 | 26 | 26 | 36 | 17 | 9 | 17 | 20.2 % | C53 |
| Placenta | 4 | 0 | 0 | 0 | 0 | 0 | 0 | 0 | 0 | 0 | 1 | 2 | 0 | 0 | 0 | 0 | 0 | 0 | 0.3 % | C58 |
| Corpus uteri | 32 | 0 | 0 | 0 | 0 | 0 | 0 | 0 | 0 | 3 | 3 | 6 | 5 | 2 | 4 | 5 | 4 | 0 | 2.3 % | C54 |
| Ovary etc. | 79 | 0 | 0 | 0 | 0 | 0 | 4 | 7 | 4 | 4 | 8 | 12 | 7 | 11 | 7 | 5 | 3 | 3 | 5.7 % | C56 |
| Other female genital | 13 | 0 | 0 | 0 | 0 | 0 | 0 | 0 | 0 | 2 | 1 | 4 | 0 | 1 | 0 | 1 | 0 | 4 | 0.9 % | C51-C52; C57 |
| Bladder | 12 | 0 | 0 | 0 | 0 | 0 | 0 | 0 | 0 | 0 | 0 | 0 | 1 | 1 | 2 | 1 | 4 | 2 | 0.9 % | C67 |
| Kidney etc. | 4 | 0 | 1 | 0 | 0 | 0 | 0 | 0 | 0 | 0 | 0 | 0 | 0 | 0 | 0 | 0 | 0 | 0 | 0.3 % | C64-C66; C68 |
| Eye | 3 | 0 | 1 | 0 | 0 | 0 | 0 | 0 | 0 | 0 | 0 | 0 | 0 | 0 | 0 | 0 | 0 | 0 | 0.2 % | C69 |
| Brain, nervous system | 35 | 0 | 6 | 2 | 1 | 1 | 2 | 3 | 1 | 5 | 0 | 1 | 1 | 2 | 0 | 0 | 1 | 0 | 2.5 % | C70-C72 |
| Thyroid | 92 | 0 | 0 | 0 | 0 | 6 | 11 | 14 | 10 | 11 | 7 | 10 | 6 | 6 | 2 | 3 | 0 | 5 | 6.7 % | C73 |
| Other endocrine | 4 | 0 | 1 | 0 | 0 | 0 | 0 | 0 | 0 | 0 | 0 | 0 | 0 | 0 | 0 | 0 | 0 | 0 | 0.3 % | C74-C75 |
| Hodgkin's disease | 3 | 0 | 0 | 0 | 0 | 0 | 0 | 0 | 0 | 0 | 0 | 0 | 0 | 0 | 0 | 0 | 0 | 0 | 0.2 % | C81 |
| Non-Hodgkin lymphoma | 54 | 0 | 0 | 0 | 0 | 4 | 2 | 1 | 2 | 4 | 2 | 4 | 3 | 6 | 5 | 10 | 2 | 9 | 3.9 % | C82-C85; C96 |
| Multiple myeloma | 7 | 0 | 0 | 0 | 0 | 0 | 0 | 0 | 0 | 0 | 0 | 0 | 2 | 0 | 0 | 0 | 1 | 0 | 0.5 % | C88; C90 |
| Lymphoid leukaemia | 14 | 0 | 9 | 2 | 1 | 0 | 0 | 0 | 0 | 0 | 0 | 0 | 0 | 0 | 0 | 0 | 0 | 0 | 1.0 % | C91 |
| Myeloid leukaemia | 28 | 0 | 1 | 0 | 0 | 3 | 1 | 1 | 1 | 4 | 1 | 2 | 3 | 3 | 3 | 3 | 1 | 1 | 2.0 % | C92 |
| Monocytic leukaemia | 0 | 0 | 0 | 0 | 0 | 0 | 0 | 0 | 0 | 0 | 0 | 0 | 0 | 0 | 0 | 0 | 0 | 0 | 0.0 % | C93 |
| Other leukaemia | 0 | 0 | 0 | 0 | 0 | 0 | 0 | 0 | 0 | 0 | 0 | 0 | 0 | 0 | 0 | 0 | 0 | 0 | 0.1 % | C94 |
| Leukaemia unspecified | 7 | 0 | 2 | 1 | 0 | 0 | 0 | 0 | 0 | 0 | 0 | 0 | 0 | 0 | 1 | 0 | 0 | 1 | 0.5 % | C95 |
| Other and unspecified | 57 | 0 | 1 | 0 | 1 | 2 | 1 | 3 | 4 | 1 | 4 | 4 | 6 | 5 | 4 | 10 | 2 | 9 | 4.1 % | O&U |
| All sites | 1 383 | 0 | 23 | 5 | 11 | 22 | 26 | 35 | 78 | 136 | 133 | 143 | 108 | 137 | 146 | 119 | 98 | 163 | 100.0 % | ALL |

Figure 3 Population pyramid, Songkhla, 1999

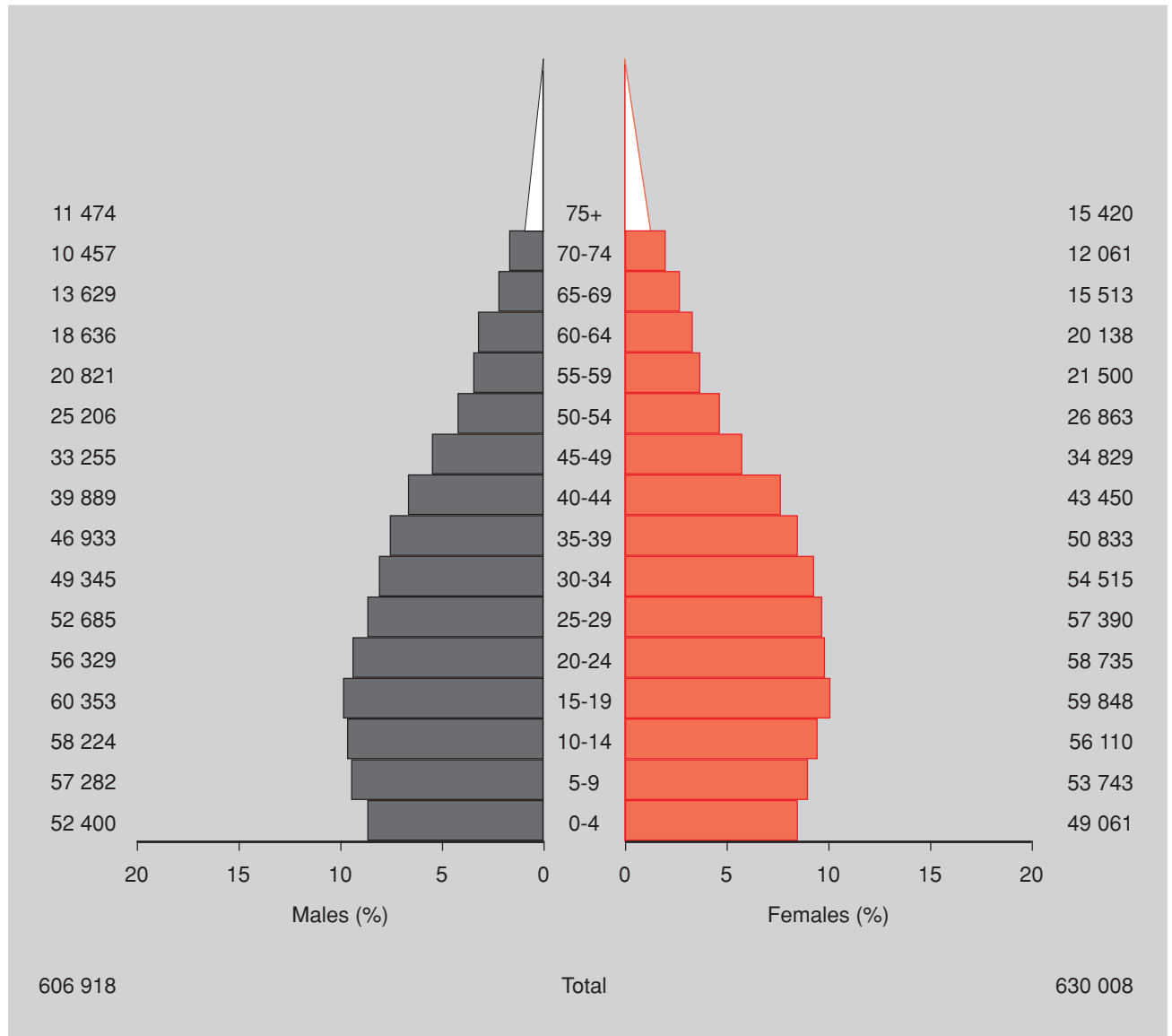


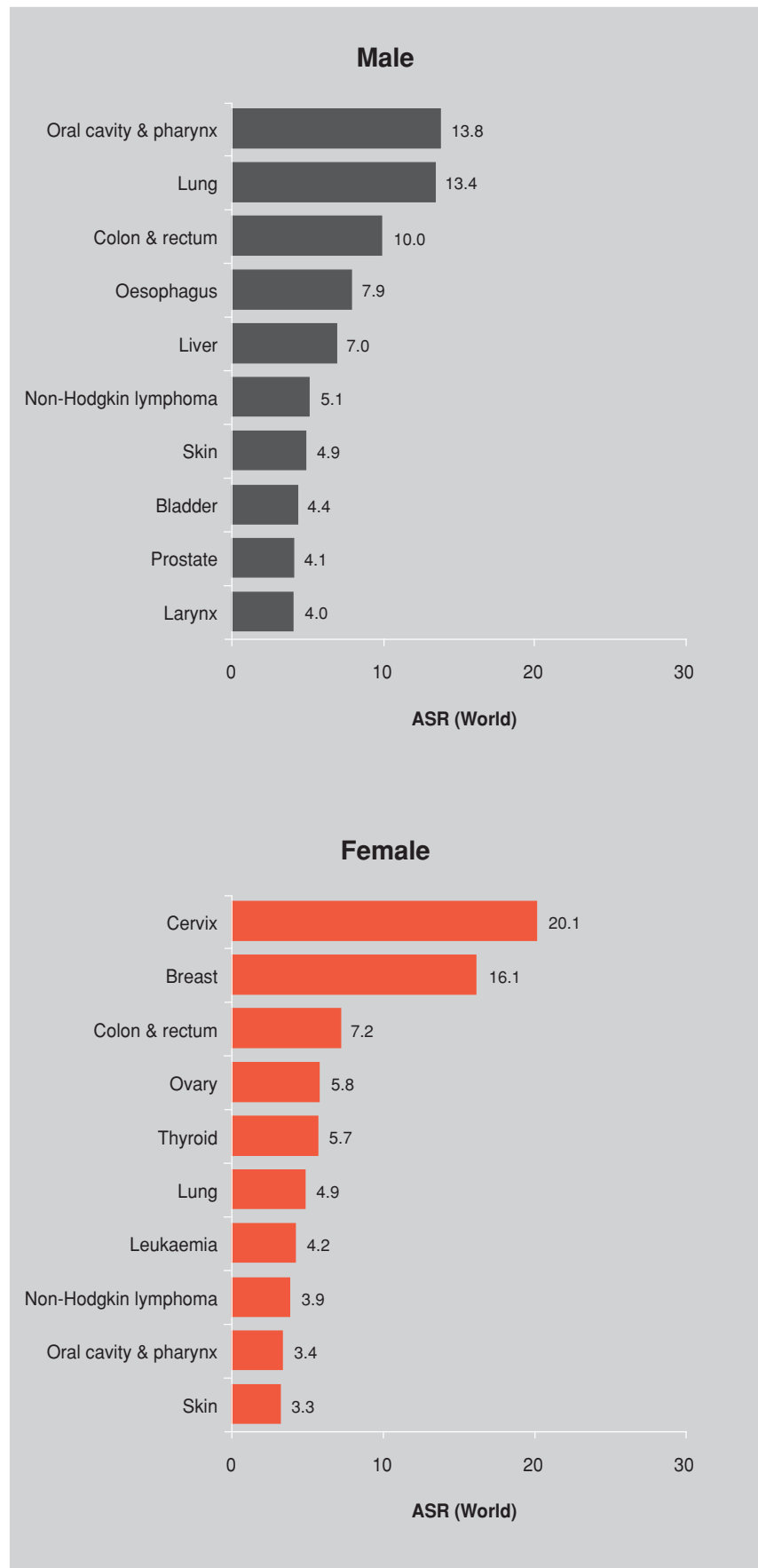
Figure 4 Leading cancers in Songkhla, 1998-2000

Table 6 Percentage of histologically verified and death certificate only cases, Songkhla 1998-2000

| | Male | | | Female | | |
|---------------------------|--------------|-------------|------------|--------------|-------------|------------|
| | Cases | %HV | %DCO | Cases | %HV | %DCO |
| Oral cavity | 149 | 96.0 | 0.0 | 52 | 90.4 | 0.0 |
| Nasopharynx | 44 | 97.7 | 0.0 | 17 | 100.0 | 0.0 |
| Other pharynx | 67 | 97.0 | 0.0 | 13 | 92.3 | 0.0 |
| Oesophagus | 120 | 90.0 | 0.8 | 29 | 86.2 | 0.0 |
| Stomach | 43 | 95.4 | 2.3 | 17 | 100.0 | 0.0 |
| Colon | 86 | 93.0 | 0.0 | 69 | 82.6 | 1.5 |
| Rectum | 72 | 93.1 | 0.0 | 59 | 93.2 | 0.0 |
| Liver | 111 | 40.5 | 0.9 | 25 | 32.0 | 0.0 |
| Gallbladder etc. | 11 | 54.6 | 0.0 | 22 | 90.9 | 0.0 |
| Pancreas | 22 | 59.1 | 0.0 | 8 | 75.0 | 0.0 |
| Larynx | 61 | 95.1 | 0.0 | 8 | 75.0 | 0.0 |
| Bronchus, lung | 209 | 79.0 | 1.4 | 86 | 74.4 | 0.0 |
| Bone | 8 | 87.5 | 0.0 | 8 | 87.5 | 0.0 |
| Melanoma of skin | 7 | 100.0 | 0.0 | 5 | 100.0 | 0.0 |
| Other skin | 77 | 98.7 | 0.0 | 66 | 100.0 | 0.0 |
| Female breast | 0 | 0.0 | 0.0 | 303 | 92.4 | 0.0 |
| Cervix uteri | 0 | 0.0 | 0.0 | 375 | 94.9 | 0.0 |
| Corpus uteri | 0 | 0.0 | 0.0 | 56 | 98.2 | 0.0 |
| Ovary, etc. | 0 | 0.0 | 0.0 | 108 | 94.4 | 0.0 |
| Prostate | 66 | 97.0 | 1.5 | 0 | 0.0 | 0.0 |
| Testis | 5 | 100.0 | 0.0 | 0 | 0.0 | 0.0 |
| Penis, other male genital | 31 | 90.3 | 0.0 | 0 | 0.0 | 0.0 |
| Bladder | 71 | 87.3 | 0.0 | 15 | 86.7 | 0.0 |
| Kidney, etc. | 14 | 92.9 | 0.0 | 10 | 80.0 | 0.0 |
| Brain, nervous system | 22 | 54 | 0.0 | 22 | 68.2 | 4.6 |
| Thyroid | 22 | 95.5 | 0.0 | 114 | 97.4 | 0.0 |
| Lymphoma | 96 | 99.0 | 0.0 | 77 | 98.7 | 0.0 |
| Leukaemia | 58 | 74.1 | 1.7 | 75 | 60.0 | 0.0 |
| All sites | 1 637 | 81.7 | 1.8 | 1 782 | 87.2 | 0.7 |

Table 7 Songkhla (1998-2000), Annual Incidence per 100 000 by Age Group (years) - Male

| Site | All Ages | Age Unk. | 0- | 5- | 10- | 15- | 20- | 25- | 30- | 35- | 40- | 45- | 50- | 55- | 60- | 65- | 70- | 75+ | Crude Rate | ASR (W) | ICD (10th) |
|-----------------------|----------|----------|-----|-----|-----|-----|-----|-----|-----|-----|-----|------|------|------|------|------|-------|-------|------------|---------|--------------|
| Lip | 3 | 0 | - | - | - | - | - | - | - | 0.7 | - | - | - | - | 1.8 | - | - | 2.9 | 0.2 | 0.2 | C00 |
| Tongue | 69 | 0 | - | - | - | - | - | - | - | 0.7 | - | - | - | - | 14.3 | 29.3 | 44.6 | 55.1 | 3.8 | 4.4 | C01-C02 |
| Salivary gland | 4 | 0 | - | - | - | - | - | - | - | - | - | - | - | 1.6 | - | - | - | 8.7 | 0.2 | 0.2 | C07-C08 |
| Mouth | 73 | 0 | - | - | - | - | - | - | - | - | 5.0 | - | - | - | 25.0 | 26.3 | 35.0 | 55.1 | 4.0 | 4.7 | C03-C06 |
| Oropharynx | 22 | 0 | - | - | - | - | - | - | - | - | - | 1.0 | 1.3 | 8.0 | 7.1 | 7.3 | 3.2 | 20.3 | 1.2 | 1.4 | C09-C10 |
| Nasopharynx | 44 | 0 | - | - | - | 1.1 | 1.2 | - | - | 2.1 | 8.3 | 4.0 | 4.0 | 8.0 | 3.6 | 17.1 | 3.2 | 14.5 | 2.4 | 2.6 | C11 |
| Hypopharynx | 40 | 0 | - | - | - | - | - | - | - | - | 0.8 | 2.0 | 2.6 | 6.4 | 7.1 | 12.2 | 35.0 | 34.8 | 2.2 | 2.6 | C12-C13 |
| Pharynx unspecified | 5 | 0 | - | - | - | - | - | - | - | - | - | - | 1.3 | - | 1.8 | - | - | 5.8 | 0.3 | 0.3 | C14 |
| Oesophagus | 120 | 0 | - | - | - | - | - | - | - | - | 1.7 | 7.0 | 7.9 | 16.0 | 46.5 | 61.1 | 79.6 | 55.1 | 6.6 | 7.9 | C15 |
| Stomach | 43 | 0 | - | - | - | - | - | 1.3 | - | 0.7 | 1.7 | 3.0 | 6.6 | 6.4 | 8.9 | 9.8 | 19.1 | 31.9 | 2.4 | 2.7 | C16 |
| Small intestine | 4 | 0 | - | - | - | - | - | - | - | - | - | - | 1.3 | 1.6 | - | - | - | 5.8 | 0.2 | 0.2 | C17 |
| Colon | 86 | 0 | - | - | - | - | 0.6 | - | 1.3 | 0.7 | 4.2 | 4.0 | 7.9 | 12.8 | 16.1 | 44.0 | 35.0 | 60.9 | 4.7 | 5.5 | C18 |
| Rectum | 72 | 0 | - | - | - | 1.8 | 0.6 | 0.7 | 1.4 | 2.5 | 2.5 | 4.0 | 2.6 | 9.6 | 28.6 | 26.9 | 22.3 | 46.6 | 3.9 | 4.5 | C19-C21 |
| Liver | 111 | 0 | - | - | - | - | 0.6 | 0.7 | 2.8 | 9.2 | 9.2 | 11.0 | 26.4 | 19.2 | 19.7 | 39.1 | 41.4 | 31.9 | 6.1 | 7.0 | C22 |
| Gallbladder etc. | 11 | 0 | - | - | - | - | - | - | - | - | - | 2.0 | 5.3 | 1.6 | 5.4 | - | - | 2.9 | 0.6 | 0.7 | C23-C24 |
| Pancreas | 22 | 0 | - | - | - | - | - | - | 1.3 | - | - | 1.0 | - | 8.0 | 3.6 | 7.3 | 19.1 | 8.7 | 1.2 | 1.4 | C25 |
| Nose, sinuses etc. | 15 | 0 | - | - | - | - | 1.2 | 0.6 | - | - | 2.5 | - | - | 6.4 | - | 7.3 | - | 5.8 | 0.8 | 0.9 | C30-C31 |
| Larynx | 61 | 0 | - | - | - | - | 0.6 | 0.6 | - | - | 2.5 | 4.0 | 6.6 | 6.4 | 16.1 | 36.6 | 22.3 | 34.8 | 3.3 | 4.0 | C32 |
| Bronchus, lung | 209 | 0 | - | - | - | - | 0.6 | 0.6 | 2.0 | 4.3 | 5.8 | 13.0 | 14.5 | 40.0 | 60.7 | 73.3 | 149.6 | 92.9 | 11.5 | 13.4 | C33-C34 |
| Other thoracic organs | 4 | 0 | - | - | - | 1.1 | 0.6 | - | - | - | - | - | 1.3 | - | - | - | - | - | 0.2 | 0.2 | C37-C38 |
| Bone | 8 | 0 | 0.6 | 0.6 | 1.7 | 0.6 | 0.6 | 0.6 | - | - | - | 1.0 | 1.3 | - | - | - | - | 5.8 | 0.4 | 0.5 | C40-C41 |
| Connective tissue | 19 | 0 | 0.6 | 0.6 | - | 0.6 | 0.6 | 1.3 | 1.3 | 1.4 | 1.7 | - | - | - | - | - | - | - | 0.4 | 1.1 | C47, C49 |
| Mesothelioma | 0 | 0 | - | - | - | - | - | - | - | - | - | - | - | - | - | - | - | - | 0.0 | 0.0 | C45 |
| Kaposi's sarcoma | 0 | 0 | - | - | - | - | - | - | - | - | - | - | - | - | - | - | - | - | 0.0 | 0.0 | C46 |
| Melanoma of skin | 7 | 0 | - | - | - | - | - | - | 0.7 | - | - | - | - | - | 3.6 | - | 6.4 | 5.8 | 0.4 | 0.4 | C43 |
| Other skin | 77 | 0 | - | - | - | - | - | 1.3 | 0.7 | 0.7 | 1.7 | 5.0 | 5.3 | 12.8 | 12.5 | 31.8 | 38.2 | 63.8 | 4.2 | 4.9 | C44 |
| Breast | 5 | 0 | - | - | - | - | - | - | - | - | - | - | 1.3 | 1.6 | 3.6 | 2.4 | - | - | 0.3 | 0.3 | C50 |
| Prostate | 66 | 0 | - | - | - | - | - | - | - | - | - | - | 1.3 | 6.4 | - | 31.8 | 41.4 | 101.6 | 3.6 | 4.1 | C61 |
| Testis | 5 | 0 | - | - | - | 0.6 | 0.6 | 0.6 | 0.7 | - | 0.8 | - | - | - | - | 2.4 | - | - | 0.3 | 0.3 | C62 |
| Penis | 31 | 0 | - | - | - | - | - | - | - | 0.7 | 1.7 | 2.0 | 2.6 | 4.8 | 10.7 | 19.5 | 3.2 | 17.4 | 1.7 | 2.0 | C60 |
| Other male genital | 0 | 0 | - | - | - | - | - | - | - | - | - | - | - | - | - | - | - | - | 0.0 | 0.0 | C63 |
| Bladder | 71 | 0 | - | - | - | - | - | 1.3 | - | 0.7 | 1.7 | 3.0 | 7.9 | 6.4 | 10.7 | 17.1 | 44.6 | 75.4 | 3.9 | 4.4 | C67 |
| Kidney etc. | 14 | 0 | - | - | - | - | - | - | - | 0.7 | 0.8 | 2.0 | 1.3 | 1.6 | 1.8 | 9.8 | 6.4 | 2.9 | 0.8 | 0.9 | C64-C66; C68 |
| Eye | 6 | 0 | 1.3 | - | - | - | - | 0.6 | - | - | 0.8 | - | - | - | 1.8 | - | - | 2.9 | 0.3 | 0.4 | C69 |
| Brain, nervous system | 22 | 0 | 0.6 | 1.2 | - | - | 0.6 | 1.3 | 0.7 | 2.5 | 2.0 | 2.6 | 6.4 | 1.8 | 2.4 | 2.4 | - | 5.8 | 1.2 | 1.3 | C70-C72 |
| Thyroid | 22 | 0 | - | - | - | 0.6 | - | 1.3 | 2.7 | 2.1 | - | 2.0 | - | 1.6 | 5.4 | 7.3 | 3.2 | 5.8 | 1.2 | 1.2 | C73 |
| Other endocrine | 5 | 0 | 1.9 | 0.6 | - | - | - | - | - | 0.7 | - | - | - | - | - | - | - | - | 0.3 | 0.3 | C74-C75 |
| Hodgkin's disease | 9 | 0 | - | - | - | 0.6 | 0.6 | 0.6 | 1.3 | - | 0.8 | - | - | - | - | 2.4 | - | - | 0.5 | 0.5 | C81 |
| Non-Hodgkin lymphoma | 87 | 0 | - | 0.6 | 1.1 | 0.6 | 1.8 | 1.9 | 6.7 | 2.8 | 6.7 | 6. | 11.9 | 11.2 | 10.7 | 24.4 | 25.5 | 26.1 | 4.8 | 5.1 | C82-C85; C96 |
| Multiple myeloma | 13 | 0 | - | - | - | - | - | - | - | 0.7 | 1.7 | - | 2.6 | 1.6 | 1.8 | 4.9 | 9.6 | 2.9 | 0.7 | 0.8 | C88; C90 |
| Lymphoid leukaemia | 19 | 0 | 3.2 | 2.3 | 1.1 | 1.1 | - | 0.6 | 0.7 | - | 0.8 | - | 1.3 | - | - | - | 3.2 | 2.9 | 1.0 | 1.1 | C91 |
| Myeloid leukaemia | 25 | 0 | - | - | - | 0.6 | 0.6 | - | - | 1.4 | 0.8 | 2.0 | 2.6 | 4.8 | 5.4 | 12.2 | 6.4 | 8.7 | 1.4 | 1.6 | C92 |
| Monocytic leukaemia | 0 | 0 | - | - | - | - | - | - | - | - | - | - | - | - | - | - | - | - | 0.0 | 0.0 | C93 |
| Other leukaemia | 2 | 0 | - | - | - | - | - | - | - | 0.7 | - | - | - | - | - | - | - | - | 0.1 | 0.1 | C94 |
| Leukaemia unspecified | 12 | 0 | 1.3 | 0.6 | 0.6 | - | 0.6 | 0.6 | - | 2.1 | - | - | 1.3 | 1.6 | - | 2.4 | - | - | 0.7 | 0.7 | C95 |
| Other and unspecified | 94 | 1 | 0.6 | - | - | 1.2 | 1.9 | 0.7 | 2.8 | 2.8 | 4.2 | 6.0 | 13.2 | 11.2 | 28.6 | 34.2 | 44.6 | 29.0 | 5.2 | 5.9 | O&U |
| All sites | 1 637 | 1 | 10 | 6 | 6 | 7 | 12 | 17 | 24 | 31 | 71 | 95 | 160 | 246 | 364 | 603 | 748 | 931 | 89.8 | 102.6 | ALL |

Table 8 Songkhla (1998-2000), Annual Incidence per 100 000 by Age Group (years) - Female

| Site | All Ages | Age Unk. | 0- | 5- | 10- | 15- | 20- | 25- | 30- | 35- | 40- | 45- | 50- | 55- | 60- | 65- | 70- | 75+ | Crude Rate | ASR (W) | ICD (10th) | |
|-----------------------|--------------|----------|-----------|----------|----------|-----------|-----------|-----------|-----------|-----------|------------|------------|------------|------------|------------|------------|------------|------------|-------------|-------------|--------------|-----|
| Lip | 8 | 0 | - | - | - | - | - | - | - | - | 0.8 | - | - | 1.5 | - | - | 2.8 | 10.8 | 0.4 | 0.4 | C00 | |
| Tongue | 13 | 0 | - | - | - | - | - | - | - | - | - | - | 1.0 | 1.2 | 1.7 | 4.3 | 11.0 | 4.3 | 0.7 | 0.7 | C01-C02 | |
| Salivary gland | 5 | 0 | - | - | - | - | - | - | 1.2 | 0.7 | - | - | 1.0 | 1.2 | - | - | - | 4.3 | 0.3 | 0.2 | C07-C08 | |
| Mouth | 26 | 0 | - | - | - | - | - | - | - | 1.3 | 0.8 | - | - | - | 6.6 | 12.9 | 16.6 | 15.5 | 1.4 | 1.4 | C08-C06 | |
| Oropharynx | 6 | 0 | - | - | - | - | - | - | - | 1.3 | 1.5 | - | - | - | - | - | 2.8 | 2.2 | 0.3 | 0.3 | C09-C10 | |
| Nasopharynx | 17 | 0 | - | - | - | 1.7 | 1.2 | - | - | 2.6 | 0.8 | 1.0 | 3.7 | - | 1.7 | 2.1 | 2.8 | - | 0.9 | 0.9 | C11 | |
| Hypopharynx | 7 | 0 | - | - | - | - | - | - | 0.6 | - | - | 1.0 | - | - | - | 8.6 | - | 2.2 | 0.4 | 0.4 | C12-C13 | |
| Pharynx unspecified | 0 | 0 | - | - | - | - | - | - | - | - | - | - | - | - | - | - | - | - | 0.0 | 0.0 | C14 | |
| Oesophagus | 29 | 0 | - | - | - | - | - | - | - | - | - | - | 1.2 | 1.5 | 8.3 | 21.5 | 30.4 | 2.2 | 1.5 | 1.7 | C15 | |
| Stomach | 17 | 0 | - | - | - | - | - | - | - | 1.3 | 1.5 | - | 1.2 | - | 3.3 | 10.7 | 11.0 | 2.2 | 0.9 | 1.0 | C16 | |
| Small intestine | 2 | 0 | - | - | - | - | - | - | - | - | - | - | - | - | 1.7 | - | 2.8 | - | 0.1 | 0.1 | C17 | |
| Colon | 69 | 0 | - | - | - | - | - | - | 1.2 | 1.3 | 3.8 | 3.8 | 3.7 | 7.7 | 11.6 | 27.9 | 41.4 | 28.1 | 3.6 | 3.8 | C18 | |
| Rectum | 59 | 0 | - | - | - | - | - | - | - | 0.7 | 2.3 | 3.8 | 3.7 | 9.3 | 24.8 | 23.6 | 22.1 | 17.3 | 3.1 | 3.5 | C19-C21 | |
| Liver | 25 | 0 | 0.7 | - | - | - | - | - | - | 0.7 | 4.6 | - | 1.2 | 3.1 | 1.7 | 15.0 | 5.5 | 8.6 | 1.3 | 1.4 | C22 | |
| Gallbladder etc. | 22 | 0 | - | - | - | - | - | - | 0.6 | - | 0.8 | 1.0 | - | 3.1 | 9.9 | 4.3 | 8.3 | 13.0 | 1.2 | 1.2 | C23-C24 | |
| Pancreas | 8 | 0 | - | - | - | - | - | - | 0.6 | - | - | - | - | 4.6 | 3.3 | 2.1 | - | 2.2 | 0.4 | 0.5 | C25 | |
| Nose, sinuses etc. | 4 | 0 | - | - | - | - | - | - | - | 0.7 | - | - | - | - | - | - | 2.8 | 2.2 | 0.2 | 0.2 | C30-C31 | |
| Larynx | 8 | 0 | - | - | - | - | - | - | - | - | 0.8 | - | - | 3.1 | - | 4.3 | 5.5 | 2.2 | 0.4 | 0.5 | C32 | |
| Bronchus, lung | 86 | 0 | - | 0.6 | - | - | - | 0.6 | 1.2 | 2.0 | 2.3 | 9.6 | 6.2 | 12.4 | 23.1 | 32.2 | 24.8 | 32.4 | 4.5 | 4.9 | C33-C34 | |
| Other thoracic organs | 3 | 0 | - | - | - | - | - | - | 0.6 | - | 0.8 | - | - | 1.5 | 1.7 | - | - | - | 0.2 | 0.2 | C37-C38 | |
| Bone | 8 | 0 | 0.7 | 0.6 | 1.2 | 1.1 | - | - | - | - | 0.8 | 1.0 | - | - | - | - | - | - | 0.4 | 0.4 | C40-C41 | |
| Connective tissue | 9 | 0 | - | - | 0.6 | 0.6 | - | - | - | - | 0.8 | 1.0 | 2.5 | 3.1 | 1.7 | - | - | - | 0.5 | 0.5 | C47, C49 | |
| Mesothelioma | 0 | 0 | - | - | - | - | - | - | - | - | - | - | - | - | - | - | - | - | 0.0 | 0.0 | C45 | |
| Kaposi's sarcoma | 0 | 0 | - | - | - | - | - | - | - | - | - | - | - | - | - | - | - | - | 0.0 | 0.0 | C46 | |
| Melanoma of skin | 5 | 0 | - | - | - | - | - | - | - | - | - | - | - | - | - | - | - | - | 0.0 | 0.0 | C43 | |
| Other skin | 66 | 1 | - | - | 0.6 | - | - | 0.6 | 0.6 | 1.3 | 6.1 | 1.9 | 2.9 | 2.5 | 4.6 | 6.6 | 19.3 | 51.8 | 3.5 | 3.3 | C44 | |
| Breast | 303 | 0 | - | - | - | - | - | 4.6 | 14.7 | 22.9 | 23.8 | 53.5 | 49.6 | 43.4 | 43.0 | 36.5 | 49.7 | 43.2 | 16.0 | 16.1 | C50 | |
| Uterus unspecified | 3 | 0 | - | - | - | - | - | - | - | - | 0.8 | - | - | 1.5 | - | 2.1 | - | - | 0.2 | 0.2 | C55 | |
| Cervix uteri | 375 | 1 | - | - | - | - | 1.1 | 3.5 | 13.4 | 24.2 | 49.0 | 56.4 | 57.0 | 58.8 | 49.6 | 57.9 | 71.8 | 36.7 | 19.8 | 20.1 | C53 | |
| Placenta | 9 | 0 | - | - | - | - | - | 0.6 | 0.6 | 1.3 | 0.8 | - | 1.2 | - | - | - | 2.2 | - | 0.5 | 0.4 | C58 | |
| Corpus uteri | 56 | 0 | - | - | - | - | 0.6 | 0.6 | 0.6 | 0.7 | 3.8 | 8.6 | 22.3 | 12.4 | 9.9 | 8.6 | 5.5 | - | 3.0 | 3.3 | C54 | |
| Ovary etc. | 108 | 0 | - | - | 2.2 | 2.8 | 3.5 | 6.1 | 6.5 | 6.5 | 6.9 | 14.3 | 14.9 | 23.2 | 18.2 | 10.7 | 11.0 | 4.3 | 5.7 | 5.8 | C56 | |
| Other female genital | 19 | 0 | - | - | - | - | - | 0.6 | - | 1.3 | - | 1.9 | 2.5 | 3.1 | 8.3 | 2.1 | 2.8 | 6.5 | 1.0 | 1.1 | C51-C52; C57 | |
| Bladder | 15 | 0 | - | - | - | - | - | 0.6 | - | - | 0.8 | - | 2.5 | - | 1.7 | 4.3 | 5.5 | 13.0 | 0.8 | 0.8 | C67 | |
| Kidney etc. | 10 | 0 | 0.7 | - | - | - | - | - | - | - | - | - | - | 1.5 | 5.0 | 2.1 | - | 8.6 | 0.5 | 0.6 | C64-C66; C68 | |
| Eye | 6 | 0 | 1.4 | - | - | 0.6 | - | - | 0.6 | - | - | - | - | - | 2.1 | - | - | 2.2 | 0.3 | 0.4 | C69 | |
| Brain, nervous system | 22 | 0 | 2.0 | 0.6 | - | 1.7 | 0.6 | - | - | 2.0 | 0.8 | 2.9 | 2.5 | - | 1.7 | 4.3 | - | 4.3 | 1.2 | 1.2 | C70-C72 | |
| Thyroid | 114 | 0 | - | - | 1.2 | 1.7 | 4.5 | 7.0 | 7.3 | 11.8 | 9.2 | 11.5 | 8.7 | 13.9 | 13.2 | 8.6 | 13.8 | 4.3 | 6.0 | 5.7 | C73 | |
| Other endocrine | 6 | 0 | 1.4 | - | - | 0.6 | - | - | - | - | - | - | - | 3.1 | 1.7 | - | - | - | 0.3 | 0.4 | C74-C75 | |
| Hodgkin's disease | 5 | 0 | - | - | - | 1.1 | 0.6 | - | 0.6 | - | 0.8 | - | - | - | - | - | - | - | 0.3 | 0.2 | C81 | |
| Non-Hodgkin lymphoma | 72 | 0 | 0.7 | 0.6 | 0.6 | 1.1 | 1.7 | 1.7 | 1.2 | 1.3 | 3.1 | 5.7 | 1.2 | 7.7 | 18.2 | 12.9 | 27.6 | 30.2 | 3.8 | 3.9 | C82-C85; C96 | |
| Multiple myeloma | 18 | 0 | - | - | - | - | - | - | - | - | - | 1.9 | 1.2 | 1.5 | 6.6 | 8.6 | 13.8 | 2.2 | 1.0 | 1.1 | C88; C90 | |
| Lymphoid leukaemia | 23 | 0 | 4.8 | 1.9 | 1.2 | 0.6 | 0.6 | - | - | - | 1.5 | - | 1.2 | 1.5 | 1.7 | 4.3 | 4.3 | 4.3 | 1.2 | 1.5 | C91 | |
| Myeloid leukaemia | 32 | 0 | 0.7 | 1.2 | 1.2 | - | 1.1 | 1.2 | 0.6 | 2.6 | 1.5 | 1.9 | 2.5 | 3.1 | 6.6 | 4.3 | 5.5 | 4.3 | 1.7 | 1.7 | C92 | |
| Monocytic leukaemia | 0 | 0 | - | - | - | - | - | - | - | - | - | - | - | - | - | - | - | - | 0.0 | 0.0 | C93 | |
| Other leukaemia | 1 | 0 | - | - | - | - | - | - | 0.6 | - | - | - | - | - | - | - | - | - | 0.1 | 0.1 | C94 | |
| Leukaemia unspecified | 19 | 0 | 1.4 | 0.6 | 1.2 | - | 0.6 | - | - | - | 2.3 | 1.0 | 1.2 | 1.5 | 1.7 | - | - | 5.5 | 8.6 | 1.0 | 1.0 | C95 |
| Other and unspecified | 63 | 0 | 0.7 | - | - | 0.6 | - | - | 1.2 | 3.3 | 6.1 | 5.7 | 3.7 | 9.3 | 9.9 | 27.9 | 8.3 | 19.4 | 3.3 | 3.5 | O&U | |
| All sites | 1 782 | 2 | 15 | 6 | 7 | 13 | 17 | 26 | 54 | 92 | 139 | 194 | 201 | 245 | 304 | 386 | 436 | 395 | 94.2 | 96.6 | ALL | |

Table 9 Songkhla (1998-2000), Number of Cases by Age Group (years) - Male

| Site | All Ages | Age Unk. | 0- | 5- | 10- | 15- | 20- | 25- | 30- | 35- | 40- | 45- | 50- | 55- | 60- | 65- | 70- | 75+ | % | ICD (10th) |
|-----------------------|--------------|----------|-----------|-----------|-----------|-----------|-----------|-----------|-----------|-----------|-----------|-----------|------------|------------|------------|------------|------------|------------|----------------|--------------|
| Lip | 3 | 0 | 0 | 0 | 0 | 0 | 0 | 0 | 0 | 1 | 0 | 0 | 0 | 0 | 1 | 0 | 0 | 1 | 0.2 % | C00 |
| Tongue | 69 | 0 | 0 | 0 | 0 | 0 | 0 | 0 | 0 | 1 | 0 | 0 | 4 | 7 | 8 | 12 | 14 | 19 | 4.2 % | C01-C02 |
| Salivary gland | 4 | 0 | 0 | 0 | 0 | 0 | 0 | 0 | 0 | 0 | 0 | 0 | 0 | 1 | 0 | 0 | 0 | 3 | 0.2 % | C07-C08 |
| Mouth | 73 | 0 | 0 | 0 | 0 | 0 | 0 | 0 | 0 | 0 | 6 | 4 | 3 | 5 | 14 | 11 | 11 | 19 | 4.5 % | C03-C06 |
| Oropharynx | 22 | 0 | 0 | 0 | 0 | 0 | 0 | 0 | 0 | 0 | 0 | 1 | 1 | 5 | 4 | 3 | 1 | 7 | 1.3 % | C09-C10 |
| Nasopharynx | 44 | 0 | 0 | 0 | 0 | 2 | 2 | 0 | 0 | 3 | 10 | 4 | 3 | 5 | 2 | 7 | 1 | 5 | 2.7 % | C11 |
| Hypopharynx | 40 | 0 | 0 | 0 | 0 | 0 | 0 | 0 | 0 | 0 | 0 | 0 | 2 | 4 | 4 | 5 | 11 | 12 | 2.4 % | C12-C13 |
| Pharynx unspecified | 5 | 0 | 0 | 0 | 0 | 0 | 0 | 0 | 0 | 0 | 1 | 0 | 1 | 0 | 1 | 0 | 0 | 2 | 0.3 % | C14 |
| Oesophagus | 120 | 0 | 0 | 0 | 0 | 0 | 0 | 0 | 0 | 0 | 2 | 7 | 6 | 10 | 26 | 25 | 19 | 7.3 % | C15 | |
| Stomach | 43 | 0 | 0 | 0 | 0 | 0 | 0 | 2 | 0 | 1 | 2 | 3 | 5 | 4 | 4 | 6 | 11 | 2.6 % | C16 | |
| Small intestine | 4 | 0 | 0 | 0 | 0 | 0 | 0 | 0 | 0 | 0 | 0 | 0 | 1 | 1 | 0 | 0 | 0 | 2 | 0.2 % | C17 |
| Colon | 86 | 0 | 0 | 0 | 0 | 0 | 1 | 0 | 0 | 2 | 5 | 4 | 6 | 8 | 9 | 18 | 11 | 21 | 5.3 % | C18 |
| Rectum | 72 | 0 | 0 | 0 | 0 | 3 | 3 | 1 | 1 | 2 | 3 | 4 | 2 | 6 | 16 | 11 | 7 | 16 | 4.4 % | C19-C21 |
| Liver | 111 | 0 | 0 | 0 | 0 | 0 | 0 | 1 | 1 | 4 | 11 | 11 | 20 | 12 | 11 | 16 | 13 | 11 | 6.8 % | C22 |
| Gallbladder etc. | 11 | 0 | 0 | 0 | 0 | 0 | 0 | 0 | 0 | 0 | 0 | 2 | 4 | 1 | 3 | 0 | 0 | 1 | 0.7 % | C23-C24 |
| Pancreas | 22 | 0 | 0 | 0 | 0 | 0 | 0 | 0 | 2 | 0 | 0 | 0 | 0 | 5 | 2 | 3 | 6 | 3 | 1.3 % | C25 |
| Nose, sinuses etc. | 15 | 0 | 0 | 0 | 0 | 0 | 0 | 1 | 0 | 0 | 3 | 0 | 0 | 4 | 0 | 3 | 0 | 2 | 0.9 % | C30-C31 |
| Larynx | 61 | 0 | 0 | 0 | 0 | 0 | 1 | 1 | 0 | 0 | 3 | 4 | 5 | 4 | 9 | 15 | 7 | 12 | 3.7 % | C32 |
| Bronchus, lung | 209 | 0 | 0 | 0 | 0 | 0 | 0 | 1 | 3 | 6 | 7 | 13 | 11 | 25 | 34 | 30 | 47 | 32 | 12.8 % | C33-C34 |
| Other thoracic organs | 4 | 0 | 0 | 0 | 0 | 2 | 1 | 0 | 0 | 0 | 0 | 0 | 1 | 0 | 0 | 0 | 0 | 0 | 0.2 % | C37-C38 |
| Bone | 8 | 0 | 1 | 0 | 0 | 1 | 1 | 1 | 0 | 0 | 0 | 1 | 1 | 2 | 0 | 0 | 0 | 0 | 0.5 % | C40-C41 |
| Connective tissue | 19 | 0 | 1 | 1 | 1 | 1 | 1 | 1 | 2 | 2 | 2 | 0 | 2 | 2 | 0 | 2 | 2 | 2 | 1.2 % | C42, C49 |
| Mesothelioma | 0 | 0 | 0 | 0 | 0 | 0 | 0 | 0 | 0 | 0 | 0 | 0 | 0 | 0 | 0 | 0 | 0 | 0 | 0.0 % | C45 |
| Kaposi's sarcoma | 0 | 0 | 0 | 0 | 0 | 0 | 0 | 0 | 0 | 0 | 0 | 0 | 0 | 0 | 0 | 0 | 0 | 0 | 0.0 % | C46 |
| Melanoma of skin | 7 | 0 | 0 | 0 | 0 | 0 | 0 | 0 | 0 | 0 | 0 | 0 | 0 | 0 | 2 | 0 | 0 | 2 | 0.4 % | C43 |
| Other skin | 77 | 0 | 0 | 0 | 0 | 0 | 0 | 2 | 1 | 1 | 2 | 5 | 4 | 8 | 7 | 13 | 12 | 22 | 4.7 % | C44 |
| Breast | 5 | 0 | 0 | 0 | 0 | 0 | 0 | 0 | 0 | 0 | 0 | 0 | 1 | 1 | 2 | 1 | 0 | 0 | 0.3 % | C50 |
| Prostate | 66 | 0 | 0 | 0 | 0 | 0 | 0 | 0 | 0 | 0 | 0 | 0 | 1 | 4 | 0 | 13 | 13 | 35 | 4.0 % | C61 |
| Testis | 5 | 0 | 0 | 0 | 0 | 1 | 0 | 1 | 1 | 0 | 1 | 0 | 0 | 0 | 0 | 1 | 0 | 0 | 0.3 % | C62 |
| Penis | 31 | 0 | 0 | 0 | 0 | 0 | 0 | 0 | 0 | 1 | 2 | 2 | 2 | 3 | 6 | 8 | 1 | 6 | 1.9 % | C60 |
| Other male genital | 0 | 0 | 0 | 0 | 0 | 0 | 0 | 0 | 0 | 0 | 0 | 0 | 0 | 0 | 0 | 0 | 0 | 0 | 0.0 % | C63 |
| Bladder | 71 | 0 | 0 | 0 | 0 | 0 | 0 | 2 | 0 | 1 | 2 | 3 | 6 | 4 | 6 | 7 | 14 | 26 | 4.3 % | C67 |
| Kidney etc. | 14 | 0 | 0 | 0 | 0 | 0 | 0 | 0 | 0 | 1 | 1 | 2 | 1 | 1 | 1 | 4 | 2 | 1 | 0.9 % | C64-C66; C68 |
| Eye | 6 | 0 | 2 | 0 | 0 | 0 | 0 | 1 | 0 | 0 | 1 | 0 | 0 | 0 | 1 | 0 | 0 | 1 | 0.4 % | C69 |
| Brain, nervous system | 22 | 0 | 1 | 2 | 0 | 0 | 0 | 1 | 2 | 1 | 3 | 2 | 2 | 4 | 1 | 1 | 0 | 2 | 1.3 % | C70-C72 |
| Thyroid | 22 | 0 | 0 | 0 | 0 | 1 | 0 | 2 | 4 | 3 | 0 | 2 | 0 | 1 | 3 | 3 | 1 | 2 | 1.3 % | C73 |
| Other endocrine | 5 | 0 | 3 | 1 | 0 | 0 | 0 | 0 | 0 | 1 | 0 | 0 | 0 | 0 | 0 | 0 | 0 | 0 | 0.3 % | C74-C75 |
| Hodgkin's disease | 9 | 0 | 0 | 0 | 2 | 1 | 1 | 1 | 2 | 0 | 1 | 0 | 0 | 0 | 0 | 0 | 0 | 0 | 0.5 % | C81 |
| Non-Hodgkin lymphoma | 87 | 0 | 0 | 1 | 2 | 1 | 3 | 3 | 10 | 4 | 8 | 6 | 9 | 7 | 6 | 10 | 8 | 9 | 5.3 % | C82-C85; C96 |
| Multiple myeloma | 13 | 0 | 0 | 0 | 0 | 0 | 0 | 0 | 0 | 1 | 2 | 0 | 2 | 1 | 1 | 2 | 3 | 1 | 0.8 % | C88; C90 |
| Lymphoid leukaemia | 19 | 0 | 5 | 4 | 2 | 2 | 0 | 1 | 1 | 0 | 1 | 0 | 1 | 0 | 0 | 0 | 1 | 1 | 1.2 % | C91 |
| Myeloid leukaemia | 25 | 0 | 0 | 0 | 0 | 1 | 1 | 0 | 0 | 2 | 1 | 2 | 2 | 3 | 5 | 2 | 3 | 3 | 1.5 % | C92 |
| Monocytic leukaemia | 0 | 0 | 0 | 0 | 0 | 0 | 0 | 0 | 0 | 0 | 0 | 0 | 0 | 0 | 0 | 0 | 0 | 0 | 0.0 % | C93 |
| Other leukaemia | 2 | 0 | 0 | 0 | 0 | 0 | 0 | 0 | 0 | 0 | 0 | 0 | 1 | 0 | 0 | 0 | 0 | 0 | 0.1 % | C94 |
| Leukaemia unspecified | 12 | 0 | 2 | 1 | 1 | 0 | 1 | 1 | 0 | 3 | 0 | 0 | 1 | 1 | 0 | 1 | 0 | 0 | 0.7 % | C95 |
| Other and unspecified | 94 | 1 | 1 | 0 | 0 | 0 | 2 | 3 | 1 | 4 | 5 | 6 | 10 | 7 | 16 | 14 | 14 | 10 | 5.7 % | O&U |
| All sites | 1 637 | 1 | 16 | 10 | 10 | 12 | 20 | 27 | 35 | 44 | 85 | 95 | 121 | 154 | 204 | 247 | 235 | 321 | 100.0 % | ALL |

Table 10 Songkhla (1998-2000), Number of Cases by Age Group (years) - Female

| Site | All Ages | Age Unk. | 0- | 5- | 10- | 15- | 20- | 25- | 30- | 35- | 40- | 45- | 50- | 55- | 60- | 65- | 70- | 75+ | % | ICD (10th) |
|-----------------------|--------------|----------|-----------|-----------|-----------|-----------|-----------|-----------|-----------|------------|------------|------------|------------|------------|------------|------------|------------|------------|--------------|--------------|
| Lip | 8 | 0 | 0 | 0 | 0 | 0 | 0 | 0 | 0 | 0 | 1 | 0 | 0 | 1 | 0 | 0 | 1 | 5 | 0.4 % | C00 |
| Tongue | 13 | 0 | 0 | 0 | 0 | 0 | 0 | 0 | 0 | 0 | 0 | 1 | 1 | 2 | 1 | 2 | 4 | 2 | 0.7 % | C01-C02 |
| Salivary gland | 5 | 0 | 0 | 0 | 0 | 0 | 0 | 0 | 2 | 1 | 0 | 1 | 1 | 0 | 0 | 0 | 0 | 0 | 0.3 % | C07-C08 |
| Mouth | 26 | 0 | 0 | 0 | 0 | 0 | 0 | 0 | 0 | 2 | 1 | 0 | 0 | 0 | 4 | 6 | 6 | 7 | 1.5 % | C08-C06 |
| Oropharynx | 6 | 0 | 0 | 0 | 0 | 0 | 0 | 0 | 0 | 0 | 2 | 0 | 0 | 0 | 0 | 0 | 1 | 1 | 0.3 % | C09-C10 |
| Nasopharynx | 17 | 0 | 0 | 0 | 0 | 0 | 3 | 2 | 0 | 4 | 1 | 1 | 3 | 0 | 1 | 1 | 1 | 0 | 1.0 % | C11 |
| Hypopharynx | 7 | 0 | 0 | 0 | 0 | 0 | 0 | 0 | 1 | 0 | 0 | 1 | 0 | 0 | 0 | 0 | 0 | 1 | 0.4 % | C12-C13 |
| Pharynx unspecified | 0 | 0 | 0 | 0 | 0 | 0 | 0 | 0 | 0 | 0 | 0 | 0 | 0 | 0 | 0 | 0 | 0 | 0 | 0.0 % | C14 |
| Oesophagus | 29 | 0 | 0 | 0 | 0 | 0 | 0 | 0 | 0 | 0 | 0 | 0 | 1 | 1 | 5 | 10 | 11 | 1 | 1.6 % | C15 |
| Stomach | 17 | 0 | 0 | 0 | 0 | 0 | 0 | 0 | 0 | 2 | 2 | 0 | 1 | 0 | 2 | 5 | 4 | 1 | 1.0 % | C16 |
| Small intestine | 2 | 0 | 0 | 0 | 0 | 0 | 0 | 0 | 0 | 0 | 0 | 0 | 0 | 0 | 0 | 0 | 0 | 0 | 0.1 % | C17 |
| Colon | 69 | 0 | 0 | 0 | 0 | 0 | 0 | 0 | 2 | 2 | 5 | 4 | 3 | 5 | 7 | 13 | 15 | 13 | 3.9 % | C18 |
| Rectum | 59 | 0 | 0 | 0 | 0 | 0 | 0 | 0 | 0 | 1 | 3 | 4 | 3 | 6 | 15 | 11 | 8 | 8 | 3.3 % | C19-C21 |
| Liver | 25 | 0 | 1 | 0 | 0 | 0 | 0 | 0 | 0 | 1 | 6 | 0 | 1 | 2 | 1 | 7 | 2 | 4 | 1.4 % | C22 |
| Gallbladder etc. | 22 | 0 | 0 | 0 | 0 | 0 | 0 | 0 | 0 | 1 | 0 | 1 | 0 | 3 | 2 | 1 | 3 | 6 | 1.2 % | C23-C24 |
| Pancreas | 8 | 0 | 0 | 0 | 0 | 0 | 0 | 0 | 1 | 0 | 0 | 0 | 0 | 0 | 0 | 0 | 1 | 1 | 0.4 % | C25 |
| Nose, sinuses etc. | 4 | 0 | 0 | 0 | 0 | 1 | 0 | 0 | 0 | 1 | 0 | 0 | 0 | 0 | 0 | 0 | 0 | 0 | 0.2 % | C30-C31 |
| Larynx | 8 | 0 | 0 | 0 | 0 | 0 | 0 | 0 | 0 | 0 | 1 | 0 | 0 | 2 | 0 | 2 | 2 | 1 | 0.4 % | C32 |
| Bronchus, lung | 86 | 0 | 0 | 1 | 0 | 0 | 0 | 1 | 2 | 3 | 3 | 10 | 5 | 8 | 14 | 15 | 9 | 15 | 4.8 % | C33-C34 |
| Other thoracic organs | 3 | 0 | 0 | 0 | 0 | 0 | 0 | 0 | 0 | 0 | 1 | 0 | 0 | 1 | 0 | 0 | 0 | 0 | 0.2 % | C37-C38 |
| Bone | 8 | 0 | 1 | 1 | 2 | 0 | 0 | 0 | 0 | 0 | 0 | 1 | 0 | 0 | 0 | 0 | 0 | 0 | 0.4 % | C40-C41 |
| Connective tissue | 9 | 0 | 0 | 0 | 1 | 1 | 0 | 0 | 0 | 0 | 1 | 1 | 2 | 2 | 1 | 0 | 0 | 0 | 0.5 % | C47, C49 |
| Mesothelioma | 0 | 0 | 0 | 0 | 0 | 0 | 0 | 0 | 0 | 0 | 0 | 0 | 0 | 0 | 0 | 0 | 0 | 0 | 0.0 % | C45 |
| Kaposi's sarcoma | 0 | 0 | 0 | 0 | 0 | 0 | 0 | 0 | 0 | 0 | 0 | 0 | 0 | 0 | 0 | 0 | 0 | 0 | 0.0 % | C46 |
| Melanoma of skin | 5 | 0 | 0 | 0 | 0 | 0 | 0 | 0 | 0 | 0 | 0 | 2 | 0 | 0 | 0 | 0 | 2 | 2 | 0.3 % | C43 |
| Other skin | 66 | 1 | 0 | 0 | 1 | 1 | 0 | 1 | 1 | 2 | 8 | 3 | 2 | 3 | 4 | 9 | 6 | 24 | 3.7 % | C44 |
| Breast | 303 | 0 | 0 | 0 | 0 | 0 | 0 | 8 | 24 | 35 | 31 | 56 | 40 | 28 | 26 | 17 | 18 | 20 | 17.0 % | C50 |
| Uterus unspecified | 3 | 0 | 0 | 0 | 0 | 0 | 0 | 0 | 0 | 0 | 1 | 0 | 0 | 1 | 0 | 1 | 0 | 0 | 0.2 % | C55 |
| Cervix uteri | 375 | 1 | 0 | 0 | 0 | 0 | 2 | 6 | 22 | 37 | 64 | 59 | 46 | 38 | 27 | 26 | 17 | 17 | 21.0 % | C53 |
| Placenta | 9 | 0 | 0 | 0 | 0 | 0 | 2 | 1 | 1 | 2 | 1 | 0 | 1 | 0 | 0 | 0 | 0 | 1 | 0.5 % | C58 |
| Corpus uteri | 56 | 0 | 0 | 0 | 0 | 0 | 1 | 1 | 1 | 1 | 5 | 9 | 18 | 8 | 6 | 4 | 2 | 0 | 3.1 % | C54 |
| Ovary etc. | 108 | 0 | 0 | 0 | 0 | 4 | 5 | 6 | 10 | 10 | 9 | 15 | 12 | 15 | 11 | 5 | 4 | 2 | 6.1 % | C56 |
| Other female genital | 19 | 0 | 0 | 0 | 0 | 0 | 0 | 1 | 0 | 2 | 0 | 2 | 2 | 2 | 5 | 1 | 1 | 3 | 1.1 % | C51-C52; C57 |
| Bladder | 15 | 0 | 0 | 0 | 0 | 0 | 0 | 0 | 0 | 0 | 0 | 0 | 2 | 0 | 2 | 2 | 2 | 6 | 0.8 % | C67 |
| Kidney etc. | 10 | 0 | 1 | 0 | 0 | 0 | 0 | 0 | 0 | 0 | 0 | 0 | 0 | 0 | 1 | 1 | 0 | 4 | 0.6 % | C64-C66; C68 |
| Eye | 6 | 0 | 2 | 0 | 0 | 1 | 0 | 0 | 1 | 0 | 0 | 0 | 0 | 0 | 0 | 0 | 0 | 1 | 0.3 % | C69 |
| Brain, nervous system | 22 | 0 | 3 | 1 | 0 | 3 | 1 | 0 | 3 | 1 | 3 | 1 | 3 | 2 | 1 | 2 | 0 | 2 | 1.2 % | C70-C72 |
| Thyroid | 114 | 0 | 0 | 0 | 2 | 3 | 8 | 12 | 12 | 18 | 12 | 12 | 7 | 9 | 8 | 4 | 5 | 2 | 6.4 % | C73 |
| Other endocrine | 6 | 0 | 2 | 0 | 0 | 1 | 0 | 0 | 0 | 0 | 0 | 0 | 0 | 0 | 1 | 0 | 0 | 0 | 0.3 % | C74-C75 |
| Hodgkin's disease | 5 | 0 | 0 | 0 | 0 | 2 | 1 | 0 | 1 | 0 | 1 | 0 | 0 | 2 | 1 | 0 | 0 | 0 | 0.3 % | C81 |
| Non-Hodgkin lymphoma | 72 | 0 | 1 | 1 | 2 | 3 | 3 | 3 | 2 | 2 | 4 | 6 | 1 | 5 | 11 | 6 | 10 | 14 | 4.0 % | C82-C85; C96 |
| Multiple myeloma | 18 | 0 | 0 | 0 | 1 | 1 | 0 | 0 | 0 | 0 | 0 | 2 | 1 | 1 | 4 | 4 | 5 | 1 | 1.0 % | C88; C90 |
| Lymphoid leukaemia | 23 | 0 | 7 | 3 | 2 | 1 | 1 | 0 | 0 | 0 | 2 | 1 | 1 | 1 | 1 | 2 | 2 | 2 | 1.3 % | C91 |
| Myeloid leukaemia | 32 | 0 | 1 | 2 | 0 | 2 | 0 | 2 | 1 | 4 | 2 | 2 | 2 | 2 | 4 | 2 | 2 | 2 | 1.8 % | C92 |
| Monocytic leukaemia | 0 | 0 | 0 | 0 | 0 | 0 | 0 | 0 | 0 | 0 | 0 | 0 | 0 | 0 | 0 | 0 | 0 | 0 | 0.0 % | C93 |
| Other leukaemia | 1 | 0 | 0 | 0 | 0 | 0 | 0 | 0 | 0 | 0 | 0 | 0 | 0 | 0 | 0 | 0 | 0 | 0 | 0.0 % | C94 |
| Leukaemia unspecified | 19 | 0 | 2 | 1 | 2 | 0 | 1 | 0 | 0 | 0 | 3 | 1 | 1 | 1 | 1 | 0 | 2 | 4 | 1.1 % | C95 |
| Other and unspecified | 63 | 0 | 1 | 0 | 0 | 1 | 0 | 0 | 2 | 5 | 8 | 6 | 3 | 6 | 6 | 13 | 3 | 9 | 3.5 % | O&U |
| All sites | 1 782 | 2 | 22 | 10 | 12 | 23 | 30 | 45 | 89 | 140 | 181 | 203 | 162 | 158 | 184 | 180 | 158 | 183 | 100 % | ALL |